



iLight Product Catalogue

English - Issue 9.2



iLight Lighting Controls

Creatively translating our clients' lighting visions into reality is at the heart of what we do.



iLight control products can be found in any environment where pre-programmed or timed lighting control is required. There are a huge variety of applications including office buildings, industrial spaces, hospitals, airports, universities, shopping developments, conference centres, places of worship, hotels, ocean liners, restaurants, theme parks and 'Smart' homes.

The intelligence and breadth of our product range is extensive; from powerful yet easy to use software, to elegant control plates and a

range of source controllers to dim and control all load types and save energy. What's more, as our products are both practical and upgradeable, they are easy to install and economical to own.

For more than 45 years our staff have led the way setting exacting standards of service. We pride ourselves on providing rapid response to enquiries, detailed quotations and system drawings as well as our helpful customer support, experienced commissioning teams and flexible 24 hour maintenance contracts to complete the equation.

The iLight Solution



- **Wide ranging** capability for almost any application
- **Scalable** networks from a single device up to 65,000+ devices
- **True distributed intelligence**, no reliance on central processors, removing the inherent single point of failure
- Hardwired Addressable and Pluggable **DALI solutions**
- **Intuitive user interfaces** mask complexity and advanced programming scenarios
- Finishes, styles and **customisation** of user interfaces to complement any built environment
- **Wide reaching control** - Comprehensive range of source controllers enabling seamless control of multiple protocols and dimming technologies
- BMS/PMS and HVAC **integration capability** with native FCU control and fully featured BMS gateways
- **Advanced software suite** for system maintenance, management and automation
- **Comprehensive Data** – iLight API's pave the way for supporting more complex applications harnessing the lighting control infrastructure
- **On premis** or online - Data security at its core

iLight, a brand of Signify

Signify is the world leader in lighting for professionals, consumers and lighting for the Internet of Things. Our energy efficient lighting products, systems and services enable our customers to enjoy a superior quality of light, and make people's lives safer and more comfortable, businesses more productive and cities more livable.

Our purpose is to unlock the extraordinary potential of light for brighter lives and a better world. We achieve this through living our values, innovation, passion for sustainability and desire to transform people's lives.

[signify.com](https://www.signify.com)



User Interfaces



iLight user interfaces are flexible, powerful and easy to use. The simplicity of one button push hides the intelligence and sophistication of the iLight control system behind it; no matter how complex the change.



A single button may instigate a series of timed events, colour changes or dynamic effects, or simply select pre-set levels and scenes to make great lighting design repeatable time after time.

Control plates may be configured to match virtually any specification or finish. Touchscreens extend control capabilities with custom graphics and multiple pages to deliver against the most demanding customer requirement. All standard plates are supplied pre-loaded with a basic program for immediate use and to allow on-site testing prior to commissioning.

iLight control plates also integrate with Audio Visual and Building Management Systems for a seamless building wide control solution.





User Interfaces

Sencia



Sencia is a range of highly refined control plates designed for good looks and flexibility.

Text legends are backlit, with engraved text or graphic legends. The ultraflush buttons are individually dimmable to user requirements. Day mode provides clear illumination whilst night mode dims buttons down to a soft non invasive light level. As well as a wide range of standard button legends, custom text and graphics can also be provided.

Buttons come in four sizes which can be used to populate either single or double column plate formats. A maximum of 12 single height buttons can be used where multiple scene control is required. Alternatively double or triple height buttons could be used to help differentiate eg. blind control functions. With white illumination as standard, button caps can also be removed to insert a colour filter to change the button colours to a range of 6 standard hues.

Key Features

- Up to 12 configurable push buttons with integral LED backlighting on a single gang plate.
- Integral programming point.
- Fully configurable functionality including room joining, sequencing and programmable logic functions.
- Flash memory for future proof upgradeability.
- Variable fade times: 0.1 seconds to 60 minutes per button.
- Dimensions: 86mm (h) x 86mm (w).
- Compatible with both standard UK back box (35mm) and European back box (40mm).
- 12Vdc powered direct from iLight network.

Finish Codes

	PB	Polished Brass
	SB	Satin Brass
	BS	Brushed Stainless Steel
	BC	Bright Chrome
	BB	Brushed Antique Brass
	BK	Black Nickel
	B	Matt Black
	W	White (Ral 9106)

Configuration Examples



SSR-6SB-6SB-BS-CUSTOM
12 button plate with brushed stainless steel finish.



SRR-5SB-RL-PC
4 scenes, off, raise and lower plate in polished chrome



SSR-6SB-6SB-PC-CUSTOM
12 button custom plate with raise and lower function.



SSR-2LB-2LBLB-BS-CUSTOM
4 large button 'Front Door' style plate.

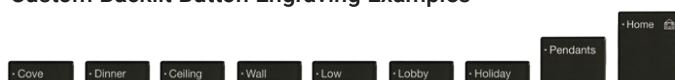


SRR-5SB-RL-3MB-BB
4 scene, off, raise, lower and blind control.



SSR-6SB-W
5 scene and off, standard scene control plate in white finish.

Custom Backlit Button Engraving Examples



User Interfaces

Verre

Featuring a touch sensitive capacitive surface, Verre offers a range of control features and functions specifically designed for flexibility in design and powerful control capability.

With a polished bevelled edge Verre is made from exceptionally high quality glass. The pure uninterrupted surface exemplifies minimalist design, and with a high gloss finish, Verre compliments any interior design by reflecting its surroundings.

Each button features 'back illumination' employing an RGB LED. Colour profiles allow for 'on/highlight' and 'off' colours to be set from a colour palette. Audio feedback can also be set if required. The intensity of the backlight can be automatically adjusted, allowing different settings for daytime, night-time or based on occupancy.

A 'built in' proximity sensor can illuminate the plate guiding an approaching user prior to touch.

Verre is available in a minimal form with six circular buttons for user specific control. Verre Minimal is complemented with six pre-configured options featuring iconography, these include:

- Two-zone lighting plate
- Lighting and shading plates
- Dedicated climate control plate
- Specific guest room configurations

The use of intuitive icons makes Verre entirely language agnostic. Iconography can also be selected from iLight's comprehensive library to meet clients exact requirements.


Key Features

- Capacitive glass lighting and shading control plates.
- High quality 4mm glass front fascia finish.
- Proximity sensor for welcoming an approaching user.
- Two part construction, simplifying installation process.
- Intuitive touch sensitive control with optional audible feedback.
- Available in black as standard.
- Configure to order options include: White and grey plate finishes and selection from a comprehensive library of button icons.
- Configurable start up mode.
- All button functions are fully programmable for single or more complex actions (Excludes Climate Plate).
- Dimensions: 86mm (h) x 86mm (w).
- Compatible with standard 47mm UK back.
- 15V DC powered direct from iLight network.


Finish Codes




Custom Button Icon Examples



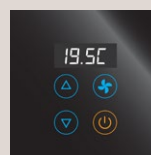
Configuration Examples




VSP-03L-03L-B
6 button plate with 2 zones of lighting.




VSP-03L-03S-B
6 button plate with 1 zone of lighting and 1 zone of shading.




VCP-04-B
4 button climate control plate.



VSP-03L-02M-B
5 button Room Entrance Plate, featuring MUR / DND functions



VBP-03-B
3 button Bell and Room Status Plate.



VSP-03C-03C-B
6 button plate with custom icons.

User Interfaces

Classic



Configuration Examples



CSR023-W
2 button Series 3 plate with white finish. (Custom engraving)



CSR023-AB
2 button Series 3 plate with antique bronze finish. (Custom layout)



CSR053-MS
5 button plate with super mirror stainless finish. (Custom engraving)



CSR053-AR
5 button Series 3 plate with antique brass finish.



CRP043-SS
4 button Series 3 plate with satin stainless steel finish.



CRP073-W
7 button Series 3 plate with a white finish. (Custom white buttons)



CRP073-PB
7 button Series 3 plate with polished brass finish.



CSR03-SS
9 button Series 2 plate with IR receiver and polished brass finish.



CSR093-KMS
9 button double gang plate with key switch function. (Custom engraving).

Classic control plates are supplied with a choice of different finishes and configurations and with integral blue LED indicators.

Classic control plates are modular in design and are therefore completely flexible. Hardware provision allows any single gang plate to have up to 10 buttons (A double gang version is available with up to 20 buttons). This means that if control requirements of an installation change during its lifetime, buttons may be easily added or removed. All that is required is a new faceplate to match the new button configuration and a reprogram of the control plate functionality.

Key Features

- Screwless (Series 3) fixing.
- Up to 10 buttons with integral LED indicators on a single gang plate and up to 20 buttons on the double gang plate.
- Integral RJ12 programming point (not available with fully populated 10 or 20 button plate).
- Fully configurable functionality including room joining, sequencing and programmable logic functions.
- Optional keyswitch on the double gang version.
- Flash memory for future proof upgradeability.
- Variable fade times: 0.1 seconds to 60 minutes per button.
- Dimensions: Single Gang - 86mm (h) x 86mm (w). Double Gang - 86mm (h) x 146mm (w).
- Fits standard 35mm deep UK back box.
- 12V DC powered direct from iLight network.

Finish Codes



PB Polished Brass



AB Antique Bronze



SS Satin Stainless Steel



MS Super Mirror Stainless



AR Antique Brass



AC Antique Copper



AS Antique Silver



MB Matt Black



W White

Custom Button Engraving Examples



User Interfaces

Classic DALI

Classic DALI control plates are available in 4 button configurations. Individual scene buttons have backlight indicator lights and strong tactile feedback. There is also a custom button and face plate engraving service making DALI control plates fully flexible to meet the needs of your project.

Key Features

- Integrated DALI communication interface.
- Draws power from the DALI communications bus to simplify wiring.
- Designed to compliment Wandsworth Series 3.
- Range of metal face plate finishes available.
- Scene buttons have integral LED feedback.
- Blue LED indication on scene buttons.
- Custom text options available on both buttons and face plates.
- Dimensions: 86mm (h) x 86mm (w).
- Fits standard 35mm deep UK back box.
- 12V DC powered direct from iLight network.

Finish Codes

	PB	Polished Brass
	AB	Antique Bronze
	SS	Satin Stainless Steel
	MS	Super Mirror Stainless
	AR	Antique Brass
	AC	Antique Copper
	AS	Antique Silver
	MB	Matt Black
	W	White

Custom Button Engraving Examples



Configuration Examples



CSR023D
2 button DALI plate with on / off function.



CRP043D
4 button DALI plate with on / off and raise / lower function.



CSR053D
5 button DALI lighting scene plate.



CRP073D
7 button DALI lighting scene plate and raise / lower function.



CRP073D
7 button DALI lighting scene plate in Satin Stainless Steel finish.



CRP073D
7 button DALI lighting scene plate in Super Mirror Stainless finish.

User Interfaces

Ineo



Ineo is a versatile range of specification grade control plates that set new standards in intuitive layout and operation. Users are quickly drawn to the large on/off button controls with associated up/down adjustments. Plates may be ordered with engraved buttons and a choice of 5 plate configurations. There is even a choice of button size and colour.

Ineo control plates can be ganged together to meet specific project needs. Individual buttons have backlight indicator lights and strong tactile feedback.

Ineo is the clean, elegant, and simple way to control the lighting on your project.

Key Features

- Available in Black, White & Ivory finishes.
- 5 standard plate layouts.
- Each button individually configurable via iCANsoft.
- Variable fade times: 0.1 seconds to 60 minutes per button.
- Built-in infrared receiver with learnable remote codes.
- Flash memory for future proof upgradeability.
- Buttons include Scene, Raise, Lower, On, Off functionality.
- 12V DC powered direct from iLight network.
- 16 Sequences with up to 128 steps per sequence.
- Choice of large or small button caps.
- Standard or custom engraving on buttons.
- Tap on/off feature to override fade time.
- All plastic construction with a separate snap-on surround.
- Compatible with standard UK back box (35mm).
- Dimensions: 86mm (h) x 86mm (w).

Configuration Examples



CLS-4TSB-RL-W
4 small buttons,
raise & lower,
on/off in white.



CLS-2TLB-RL-B
2 large buttons,
raise & lower,
on/off in black.



CLS-2TLB-RL-W
2 large buttons,
raise & lower,
on/off in white.



CLS-3TLB-W
3 large buttons
in white.



CLS-6TSB-W
6 small
buttons in
white.



CLS-2TLB-W
2 large buttons
in white.

Finish Codes



B Black



W White

Custom Button Engraving Examples



User Interfaces

Ineo DALI

Ineo DALI control plates are available in several configurations which include the use of a large on/off button control with associated up/down adjustments and a choice of large and small buttons. Individual buttons have backlight indicator lights and strong tactile feedback. There is also a custom button engraving service making Ineo DALI fully flexible to meet the needs of your project.










Key Features

- Integrated DALI communication interface.
- Draws power from the DALI communications bus to simplify wiring.
- 5 standard plate layouts.
- Buttons include Scene, Raise, Lower, On, Off functionality.
- Choice of large or small button caps.
- Available in Black or White finishes.
- Standard or custom engraving on buttons.
- Compatible with standard UK back box (35mm).
- Dimensions: 86mm (h) x 86mm (w).

Finish Codes


 B Black  W White

Custom Button Engraving Examples

 Morning  Midday  Evening  Event 1  Event 2  Read  Watch TV  Clean  Off



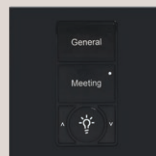
Configuration Examples




CLD-2TLB-RL-W
2 large buttons,
raise & lower,
on/off in white.



CLD-3TLB-W
3 large buttons
in white.



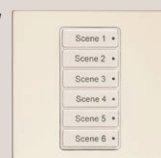
CLD-2TLB-RL-B
2 large buttons,
raise & lower,
on/off in black.



CLD-2TLB-W
2 large buttons
in white.



CLD-4TSB-RL-W
4 small buttons,
raise & lower,
on/off in white.



CLD-6TSB-W
6 small
buttons in
white.

User Interfaces

TSEtouch - TSE100 High Resolution Colour Touchscreen



TSE100

12NC: 912600000665

Key features

- 10 inch diagonal backlit capacitive LCD touchscreen.
- Supports multi-touch & gesture
- 1280 X 800 pixel resolution
- Connects directly to the iCANnet™ network
- Also supports PoE Ethernet connection
- 2 part construction to allow for 1st and 2nd fix
- Fits standard UK 9/12 module 35mm deep back box
- All graphics and buttons can be customised
- Pass code feature to allow different access levels
- Dimensions: 245.4mm (w) x 164mm (h) x 27mm (d)

Functionality

- Adjust and save light levels.
- Heating & cooling control.
- Shade and blind control.
- Schedule events and actions.
- Building wide control across multiple rooms and spaces.
- Dedicated mobile app.



Smart living and working

TSEtouch empowers the user, putting you in charge of all your intelligent building systems including lighting, shading, heating, cooling, ventilation and more.

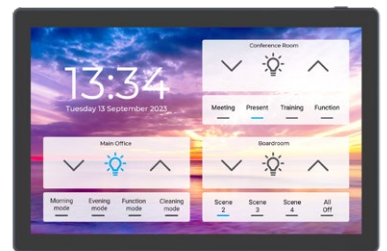
A single touch is all that is needed, simplifying your interaction with the built environment.

Designed with simple navigation and intuitive layouts, TSEtouch improves access to personalised control, enabling you to adjust and save settings at will.

Enhance any environment while improving access to real-time control.

TSE40 & TSE100 can be connect directly to the iLight network or via Ethernet using a TSI-1touchscreen interface.

Touchscreen Page Examples



User Interfaces

TSEtouch - TSE40 High Resolution Colour Touchscreen

Key features

- 4 inch diagonal backlit capacitive LCD touchscreen.
- Supports multi-touch & gesture
- 720 x 720 pixel resolution
- Connects directly to the iCANnet network
- Also supports PoE Ethernet connection
- 2 part construction to allow for 1st and 2nd fix
- Fits standard UK single gang 47mm deep back box
- All graphics and buttons can be customised
- Pass code feature to allow different access levels
- Dimensions: 86mm (w) x 86mm (h) x 38mm (d)



TSE40

12NC: 912600000666



TSEtouch Companion App

Adding an iLight TSI-1 gateway alongside TSE touchscreens enables users to 'GoMobile' with the TSEtouch companion app, mirroring the touchscreen configuration to a mobile device. The App is free to download via iTunes and Google Play Store.

iOS Download
(iTunes)




Android Download
(Google Play Store)




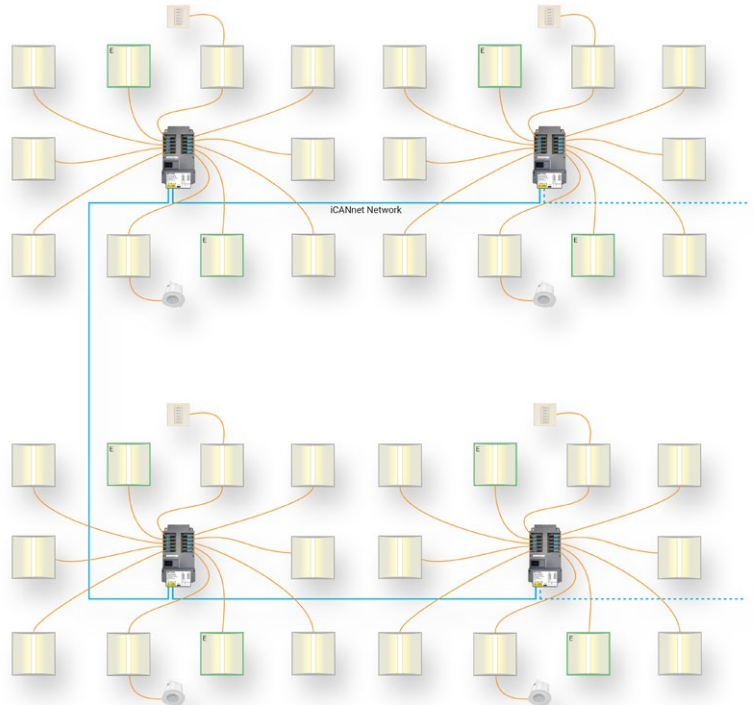
Controllers

Pluggable Controllers




DINrail Module Range

Next generation pluggable lighting control modules designed for fast and efficient installation. Complemented by a comprehensive range of sensors and wiring accessories for a complete pluggable solutions.



The iLight DINrail range provides a multitude of control capabilities

- Lighting load dimming with Leading edge, Trailing edge, Broadcast and fully addressable DALI, 1-10V, DSI and DMX512
- Control of all lamp types including LED, Incandescent, Fluorescent, Cold Cathode, Discharge (Metal Halide) as well as LED drivers, magnetic and electronic low voltage transformers.
- High power feed through relays for power switching of non dim loads
- Change over relays for curtain and blind control
- Interfacing with third party systems using RS232, RS485, KNX via KNX Gateways, Ethernet, BACnet, Modbus, LON




Controllers

Hard Wired Controllers - Configure To Order

iLight's 'Configure to Order' solution offers the ultimate in complete project flexibility with peace of mind. Utilising Cooper Lighting Solutions' in-house design, manufacturing and testing facilities, DINrail modules may be combined with an extensive range of enclosures, switch gear and control modules to deliver a complete, ready to install panel solution.

iLight offers a comprehensive range of module options for controlling lighting, shading and HVAC as well as integrating with AV and BMS. Multiple panels are networked to enable system wide visualisation, management and monitoring.

From a single room solution to the largest office campus, hospitality project or even a complete airport, iLight have a proven track record for delivering customised panels for projects of all scales and complexities.



Hard Wired Controllers - Pre-Populated

Specifically designed for speed and ease of installation, these pre-populated control enclosures are core building blocks designed to make iLight even easier to specify.

An all metal, convection cooled design makes the EN Series a highly robust and reliable solution. Required installation space is dramatically minimised through their slim profile and compact form factor.

A wealth of detailed features such as lockable hinged doors and top and bottom cable access make these units suitable for installation in almost any location, contractor friendly and convenient to live with.



Earth and Neutral Terminals


MCBs and Network Power Supplies

Pre-wired and Pre-populated

Cable Management - Cable Tie Mounts

iLight Dinrail

Mounting for landing card and programming port



Lockable hinged cover

Controllers - Pluggable

Lighting Control Modules

LCMD-10

12NC: 912600000382



10 Port Switching and Auto Addressing Lighting Control Module

Intelligent pluggable lighting control module supporting mixed switching and DALI control applications. A maximum of 30 DALI luminaires (or short addresses) can be distributed at will across the 10 auto addressing DALI ports. In addition, each port supports 1 DALI Emergency Luminaire, 1 DIU-4 or DALI Control Plate and 1 DALI Sensor. Alternatively each port can be used to switch a non-dimmable lighting load.

- 10 auto addressing DALI ports with Relay switch output and maintained supply
- Supports iLight DALI inputs, control plates and sensors
- Supports DALI Type 8 tuneable white
- Low profile, ideal for ceiling voids with limited space (Approximately 105mm depth, subject to cable type)
- Conventional emergency luminaire testing via inbuilt relay
- Full DALI feedback for lamp status, DALI error and EM test
- Emergency testing of DALI and conventional luminaires
- Dimensions: 382.8 x 200.2 x 57.5mm (L x W x H)
- Weight: 2.5Kg

LCC-10

12NC: 912600000380



10 Port Lighting Connection Centre

The iLight LCC-10 Lighting Connection Centre sits at the heart of the iLight Solo series providing a central connection point for stand alone lighting control systems. LCC-10 features a large wiring compartment with easy access to mains and DALI terminals. Both sides of the unit can be combined to support 10 outputs or used independently in 2 groups of 5 outputs.

- Lighting connection centre for stand alone applications
- Single or dual channel configuration - 1 group of 10 or 2 groups of 5 outputs supporting mixed switched and DALI dimming
- Supports multiple applications utilising the iLight Solo sensor range
- Large wiring compartment with multiple terminals for each input for speed and ease of installation
- Independent permanent and switched live connections
- Wide range of complimentary connecting leads and plugs available
- Low profile, ideal for ceiling voids with limited space (Approximately 105mm depth, subject to cable type)
- Adds plug and play capability to iLight Enterprise DALI controllers
- Dimensions: 382.8 x 200.2 x 57.5mm (L x W x H)
- Weight: 2.5Kg

Controllers - Pluggable

Pluggable Wiring Accessories

Plugs, Sockets and T-Pieces


Range of plugs and sockets for making up custom cable lengths including LCM plugs (Standard Black and red for emergency) In-line plugs and sockets for extension leads and T-Pieces.



Luminaire Leads

Range of open ended luminaire leads including LCM plug to open end (Standard Black and red for emergency) and T-Piece to open end.

- Choice of wiring configurations for switched, DALI dimmed and emergency applications
- LCM leads available in 5m and 3m lengths
- T-Piece leads available in 3m and 1m lengths



Extension Leads

Range of extension leads for connecting LCMs to T-Pieces as well as connecting T-Pieces to T-Pieces

- Choice of wiring configurations for switched, DALI dimmed and emergency applications
- Available in 5m and 3m lengths



Sensor Leads

Range of sensor leads for connecting both the LCC-10 and LCMD-10 to sensors

- Available in 5m and 3m lengths



BESA Box and Drop Leads

BESA mounted white socket and associated white plug as well as luminaire leads with BESA plug to open ends to suite both standard and emergency applications



For more information and individual order codes, please visit our web page and view our dedicated Pluggable Wiring Accessories brochure



Click or scan QR code

Controllers - DINrail Modules

Addressable DALI Controllers

SCMD4

12NC: 912600000454



- 4 universe addressable DALI controller
- 64 groups per DALI universe
- iCANnet, DMX or RS485 control
- Alarm input
- Dimensions: 159x90x58 mm
- Weight: 0.35 Kg

SCMD2

12NC: 912600000453



- 2 universe addressable DALI controller
- 64 groups per DALI universe
- iCANnet control
- Dimensions: 159x90x58 mm
- Weight: 0.35 Kg

Switching Controllers

SCMR0432

12NC: 912600000458



- 4 x 32 Amp feed through latching relay controller
- Max total load 64A
- iCANnet control
- Dimensions: 73x90x58 mm
- Weight: 0.3 Kg

SCMR1220

12NC: 912600000721



- 12 x 20 Amp feed through latching relay controller
- Max total load 192A
- iCANnet control
- Dimensions: 212x90x58 mm
- Weight: 0.8 Kg

SCMR1232

12NC: 912600000459



- 12 x 32 Amp feed through latching relay controller
- Max total load 192A
- iCANnet or DMX or DALI control (12 addresses)
- Dimensions: 212x90x58 mm
- Weight: 0.8 Kg

SCMS0410

12NC: 912600000460



- 4 x 10 Amp switching source controller
- Switches resistive, inductive and capacitive lighting loads
- Quiet operation
- Dimensions: 73x90x60 mm
- Weight: 0.25 Kg

SCMC0210

12NC: 912600000451



- Controls 2 sets of shades max 10A per relay
- Integral processor
- Dimensions: 73x90x60 mm
- Weight: 0.25 Kg

Controllers - DINrail Modules

Signal Controllers

- 12 channel digital dimming controller configured for Broadcast DALI, DSI or 1-10V output
- iCANnet or DALI control (12 addresses)
- Dimensions: 212x90x58 mm
- Weight: 0.35 Kg



SCMH1200

12NC: 912600000456

- 8 channel controller - 4 volt free 10A switched outputs & 4 channels of 0/1-10v or broadcast DALI
- 40A maximum load
- 8 freely programmable inputs
- Intelligent device power management and temperature monitoring
- DALI Broadcast line monitoring providing lamp, ballast or communication failure notifications
- Dimensions: 159x89x60 mm
- Weight: 0.35 Kg



SCMH0410-G2

12NC: 912600000662

Phase Dimming Controllers

- Compact 4 x 1 Amp mains dimmer optimised for LED loads
- Channel pairing for 2A loads
- Selectable dimming modes – “iLight Adapt” trailing edge, leading edge and switched
- Scalable dimming curve to optimise the usable dimming range of a load
- No minimum load
- Quiet dimming operation
- DALI Input (4 individual DALI addresses)
- Dimensions: 159x90x60 mm
- Weight: 0.2 Kg



SCMA0401

12NC: 912600000449

- 4 x 2 Amp adaptive leading or trailing edge source controller
- Max total load 10A
- iCANnet control
- Dimensions: 229x90x49 mm
- Weight: 1 Kg



SCMA0402

12NC: 912600000450

- 4 x 2 Amp inductive leading edge source controller
- Max total load 5A
- Scalable dimming curve to optimise the usable dimming range of a load
- Device temperature management
- Dimensions: 159x89x60 mm
- Weight: 0.4 Kg



SCMI0402-G2

12NC: 912600000661

DMX Controller

- 96 DMX outputs
- 16 sequences with up to 128 steps per sequence
- Configurable iLight Area/Channel Number
- 128 Scenes per DMX Channel
- Dimensions: 53.5x90x58 mm
- Weight: 0.1 Kg



SCD96-D

12NC: 912600000442

Controllers - Hard Wired

Fully Addressable DALI Controllers

EN1-SCMD4

12NC: 912600000221



- 4 Universe Addressable DALI-2 Controller
- Can individually dim, switch and monitor up to 256 DALI addressable ballasts
- 64 groups per DALI universe
- Includes ability to control and test DALI emergency fittings
- Supports iLight DALI sensors and field devices
- 2 configurable volt free inputs
- DMX & RS485 control
- Dimensions: 250x352x87.2mm
- Weight: 4 Kg

EN1-SCMD2

12NC: 912600000220



- 2 Universe Addressable DALI Controller
- Can individually dim, switch and monitor up to 128 DALI addressable ballasts
- 64 groups per DALI universe
- Includes ability to control and test DALI emergency fittings
- Supports iLight DALI sensors and control plates
- 2 Internal DALI universe power supplies
- Each universe has a dedicated test/override button allowing the installer to test or override the installation prior to commissioning
- Dimensions: 250x352x87.2mm
- Weight: 4 Kg

Broadcast DALI, DSI or 1-10V Controllers

EN3-SCMH1210

12NC: 912600000225



- 12 Channel x 10 Amp Digital Dimming & Switching Controller
- 120 Amp total box load on 12 circuits
- Broadcast DALI, DSI or 1-10V control
- 128 scene memory
- Fail to full safety feature
- iCAN network inputs
- Panic/Fire alarm input
- Dimensions: 700x352x87.2mm
- Weight: 11.2 Kg

Switched Relay Controllers

EN3-SCMR1210

12NC: 912600000226



- 12 Channel x 10 Amp Switching Controller
- Switches resistive, inductive and capacitive lighting loads
- Manual override of any channel
- Integral processor
- DALI in (12 address DALI end device)
- RS485 / DMX512 in
- 2 x Auxiliary Inputs
- Dimensions: 700x352x87.2mm
- Weight: 10.8 Kg

Controllers - Hard Wired

S - Single Pole, N - Neutral Disconnect, D - Double Pole, RCBO - RCBO Breakers, RCBOX - Field fitting of RCBOs

Adaptive Leading or Trailing Edge Controllers

- Compact 4 x 1A mains dimmer optimised for LED loads
- Channel pairing for 2A loads
- Selectable dimming modes – “iLight Adapt” trailing edge, leading edge and switched
- Scalable dimming curve to optimise the usable dimming range of a load
- No minimum load
- Quiet dimming operation
- Configurable Alarm Input (volt free)
- DALI Input (4 individual DALI addresses)
- Dimensions: 250x352x87.2mm
- Weight: 4.2 Kg



EN1-SCMA0401

12NC: 912600000219

- Compact 12 x 1A mains dimmer optimised for LED loads
- Channel pairing for 2A loads
- Selectable dimming modes – “iLight Adapt” trailing edge, leading edge and switched
- Scalable dimming curve to optimise the usable dimming range of a load
- No minimum load
- Quiet dimming operation
- Configurable Alarm Input (volt free)
- DALI Input (12 individual DALI addresses)
- Dimensions: 700x352x87.2mm
- Weight: 9.8 Kg



EN3-SCMA1201

12NC: 912600000224

- 4 x 10 Amp adaptive source controller module
- Suitable for 40 Amp single phase supply
- MCB protection behind lockable hinged cover
- Dimensions: 375x330x155mm)
- Weight: 9 Kg



SCA0410

12NC: 912600000440

- 12 x 10 Amp adaptive source controller module
- Suitable for 120 Amp single phase supply
- MCB protection behind lockable hinged cover
- Dimensions: 850x330x155mm
- Weight: 18 Kg



SCA1210

12NC: 912600000441

DMX Controllers

19" rack mounted, fully featured, DMX lighting control system ideal for use in larger installations.

- 8192 Control channels, fully patchable across 64 DMX Universes
- A stand alone or remotely controlled event replay controller for complex permanent installations such as facades, landscapes or theme parks.



ZeroS Server

Network Interfaces

Ethernet Gateway

EG2-S

12NC: 912600000216



The EG2-S provides Ethernet connectivity to the iCAN network for integration into our software services as well as providing API integration for third-party systems.

The EG2-S incorporates an intelligent bridge function which allows multiple systems to be joined over a secure Ethernet network opening up the capabilities of the iCAN system to cover multi-campus installations across the globe giving building and business owners connectivity to there systems from anywhere in the world.

- Connects iLight's iCANnet™ network Ethernet/LAN
- Configurable IP address
- Facilitates Ethernet connection into iCANnet™
- Scheduled events with time clock supporting multiple time zones, regional daylight savings and NTP if required.
- iCAN network bridging over IP
- Connection for commissioning and monitoring of an iCAN network
- Also available as a pre-wired, pre-populated controls enclosure - EN1-EG2S
- Dimensions: 106x91x62 mm
- Weight: 0.22 kg

EN1-EG2S

12NC: 912600000595



TSE Touchscreen Interface

TSI-1

12NC: 912600000533



The TSI-1 Touchscreen Interface enables the use of multiple TSE55 and TSE80 colour touchscreens and ensures synchronization of screen configurations across an entire building installation. It also facilitates connection to iLight's TSEtouch app enabling personalised control from your compatible hand held smart device.

- Configurable IP address.
- Scheduled events
- Supports smart device applications. (iPhone®/ iPod touch®/ iPad® / Android)
- BACnet communication over TCP/IP
- Also available as a pre-wired, pre-populated controls enclosure - EN1-TSI1
- Dimensions: 106x91x62 mm
- Weight: 0.22 kg

EN1-TSI1

12NC: 912600000222



System Integrator Node

SI-2-D

12NC: 912600000467



The SI-2-D System integration node is a DINrail mounted RS232 converter for interfacing with third-party devices to and from iLight's iCANnet network.

The SI-2-D enables control of a wide range of equipment through the iLight user interfaces such as: audio systems, TVs, projectors, blinds, curtains, heating and HVAC systems, Security & Fire alarms and BMS.

- Configurable RS232 COMMS via 9 pin female D type (Send/Receive)
- Adjustable baud rates of 1200, 2400, 4800, 9600, 19200, 38400, 57600, 115200
- 100 RS232 Output Strings, up to 255 bytes each (ASCII or Hex)
- 100 Output Actions, triggered by a "trigger" CAN message. Each action can send a RS232 string, send a CAN message, or control a sequence
- 100 RS232 Input Filters, up to 255 bytes each (ASCII or Hex)
- 100 Input Actions, triggered by a match on an input filter
- 16 Sequences, each with a maximum of 128 actions
- Dimensions: 53.5x90x58 mm

Network Interfaces

BMS Interface

The BMS Interface supports a wide range of control protocols to act as a bridge between Eaton's intelligent lighting control networks and a central BMS management system.

- Connectivity: LON, BACnet, Modbus
- 200 areas (points) supported. (Consult iLight for >200)
- Configurable using built in web server
- DINrail mounted
- Compatible with iLight and Greengate lighting control systems
- Dimension: 157x98x59mm (ex. connectors)
- Weight: 0.275 kg



BMS-1F

12NC: 912600000034

Sensor Interface

The UIS features 3 sensor inputs for connecting analogue or third party sensors to the iLight lighting control network. Each sensor input is suitable for either a single occupancy detector or daylight sensor or a combined PIR, Photocell with built in infra-red control.

Each UIS installed adds three independent daylight linking engines to the network making this unit ideal for maximising daylight harvesting across all areas.

This small compact device can be deployed anywhere on the iLight network and uses RJ12 sockets and cables for fast installation.

- 3 x connections for sensors to iCAN network
- RJ12 type sockets for rapid sensor connection
- 3 independent daylight linking engines
- Presence or absence detection support
- Infra-red support for HH17IR remote controller
- Supports Infra-red identification
- 16 Sequences, each with a maximum of 128 actions
- Status LEDs
- Message filtering and isolation for large networks
- Dimensions: 124x49x23 mm




UIS

12NC: 912600000536

Universal Interface (UIG2)

The UIG2 allows other items such as partition switches to provide inputs to the iLight network. When configured for a room join, moving the partition will open or close a magnetic proximity switch contact (not included) and automatically re-program the function of the control plates within the room.

- 4 x 0-10V analogue inputs for volt free switches or motion detectors
- 4 volt free contact closure inputs
- 4 switch outputs for LED indication
- 16 sequences each with a maximum of 128 actions
- Fits standard UK style double gang 47mm deep back box



UIG-2

12NC: 912600000534

Network Interfaces

Mini Universal Interface (UIM)

UIM

12NC: 912600000535



The UIM allows other items to provide inputs to the iLight network and is often used with third party and custom faders and switches.

- 6 inputs which each can be individually configured as 0-10V analogue, digital or photoelectric cell inputs
- 8 sequences with up to 30 steps per sequence
- Only 42mm Ø so easily fits in European and UK junction and back boxes

Network Bridge & Repeaters

BN-2-D

12NC: 912600000035



BN-2-D is a DINrail mounted bridging module that allows 2 or more iLight iCANnet™ network segments to be connected together or arranged logically into floors or areas for ease of management. The bridge is also used to extend the network as a repeater where more than 500m of cabling is required or more than 100 network devices are used on one segment. BN-2-D also allows network messages to be filtered to ensure optimal performance in larger networks.

- Configurable as Network Bridge Filter or Repeater
- Enables Larger networks by segmenting long cable runs
- Single control of multiple iCANnet networks
- Dimensions: 53.5x90x58 mm

Optional Plugin DMX Interface Board

DI1

12NC: 912600000215



Plugin interface board for DMX control input to the SCA0410 and SCA1210 wall mounted source controllers (When installed, RS485 port is no longer available for ASCII control using RS485).

DALI Interfaces

DALI DAC

DALI Digital to Analogue Converter

Built-in relay and 1-10V current sinking interface used to integrate individual or a group of dimmable 1-10V ballasts/drivers to iLight's DALI lighting control system.

- Ultra low profile form factor designed to fit inside most ballast compartments
- Powered by the DALI bus
- Automatic detection of the DALI Bus power loss with default to closed, i.e. on or 100% position
- DALI power consumption: 3.75mA
- Dimensions: 100x28.6x25.4mm



FLT-DAC-DALI

12NC: 912600000247

DALI Field Relay

The iLight Field Relay provides On/Off control and network connectivity. It uses advanced switching technology specifically designed to handle the large inrush currents and inductive loads found in lighting applications.

- Maximum Load: 20 Amps
- Automatic loss of power detection defaults relay to closed (On) position
- DALI power consumption: 3.75mA
- Dimensions: 88x80x39 mm



FLT-HPRS-DALI

12NC: 912600000248

DALI Input Unit

Enables customer specified switches, sensors, time clocks or other on/off control devices to be incorporated into a standard DALI installation.

- Powered from DALI bus, compatible with standard DALI rating
- Up to four user configurable inputs
- DALI power consumption < 9 mA
- Dimensions: 41x20x4 mm (Cable length: 158mm)



DIU4

12NC: 912600000672

Sensors

iCANnet Network Sensor

NS3-C

12NC: 912600000416



Network Sensor with Combined PIR, Daylight and Infrared Control

- Connected directly to the iLight Network via CAN terminals
- PIR detection optimised for small movement
- IR receiver for HH17IR
- Coverage: 4.8m Ø at 2.8m ceiling height
- Dimensions: 49mm Ø x 35mm Depth

DALI Sensors

PPAD-C-DALI-ADDR

12NC: 912600000424



DALI Ceiling Sensor with PIR and Daylight Sensor

DALI Multi-Sensor combining daylight sensing and occupancy detection.

- Coverage: 7m Ø at 2.8m ceiling height
- Draws power from the DALI communication bus to eliminate the need for external power packs
- DALI power consumption: 8mA
- Separate surface mount box for BESA fixings
- Dimensions: 76mm Ø x 68.5mm Depth

FLT-MTS6-DALI

12NC: 912600000250

FLT-MTS12-DALI

12NC: 912600000249



DALI Ceiling Sensor with PIR and Daylight Sensing

- FLT-MTS6-DALI Coverage: 9m Ø at 2.8m ceiling height
- FLT-MTS12-DALI Coverage: 18m Ø at 2.8m ceiling height
- Draws power from the DALI communication bus to eliminate the need for external power packs
- DALI power consumption: 3.75mA
- Dimensions: 91mm Ø x 36mm Depth

PPAD-C-MB-DALI-ADDR

12NC: 912600000428



PPAD-C-MB-EXT-DALI-ADDR

12NC: 912600000429

Exterior IP65 version



DALI Mini Ceiling Sensor, Mid Bay PIR Presence/Absence Detector

- Medium sensitivity detection
- Coverage: 16m Ø at 7m ceiling height or 9m Ø at 2.8m
- Draws power from the DALI communication bus to eliminate the need for external power packs
- Ceiling flush mounting or fixture mounting options.
- DALI power consumption: 8mA
- Dimensions: 38mm Ø x 36mm Depth

PPAD-C-HB-DALI-ADDR

12NC: 912600000426



DALI Ceiling Sensor, High Bay PIR Presence/Absence Detector

High sensitivity PIR detector suitable for high bay applications where high detection sensitivity is needed.

- Coverage: 40m Ø at 15m ceiling height
- Draws power from the DALI communication bus to eliminate the need for external power packs
- DALI power consumption: 8mA
- Dimensions: 88mm Ø x 112mm Depth

Sensors

SOLO Stand Alone Sensors

Stand alone mains voltage powered, ceiling mounted PIR sensor.

- Coverage: 7m Ø at 2.8m ceiling height
- Presence detection
- Manual adjustment only
- Adjustable light level threshold and adjustable timer
- Max mounting height: 3m
- Dims: 76mm Ø x 68.5mm Depth



PPD-C-230V

12NC: 912600000430

Stand alone mains voltage powered, ceiling mounted PIR sensor.

- Coverage: 7m Ø at 2.8m ceiling height
- Presence or absence detection
- Adjustable light level threshold and adjustable timer
- IR Receiver for remote setup
- Max mounting height: 3m
- Dims: 76mm Ø x 68.5mm Depth



PPAD-C-230V

12NC: 912600000422

Stand alone mains voltage powered, ceiling mounted PIR sensor with DALI / DSI dimming.

- Coverage: 7m Ø at 2.8m ceiling height
- Presence or absence detection
- Light level sensor and adjustable timer
- IR Receiver for remote setup
- Max mounting height: 3m
- Dims: 76mm Ø x 68.5mm Depth



PPAD-C-DALI-230V

12NC: 912600000423

High Bay, stand alone mains voltage powered, ceiling mounted PIR sensor.

- Coverage: 40m Ø at 15m ceiling height
- Presence or absence detection
- Adjustable light level threshold and adjustable timer
- IR Receiver for remote setup
- IP40 / IP65 with supplied gasket
- Max mounting height: 15m
- Dims: 88mm Ø x 112mm Depth



PPAD-C-HB-230V

12NC: 912600000568

High bay, stand alone mains voltage powered, ceiling mounted PIR sensor with DALI / DSI dimming.

- Coverage: 40m Ø at 15m ceiling height
- Presence or absence detection
- Light level sensor and adjustable timer
- IR Receiver for remote setup
- IP40 / IP65 with supplied gasket
- Max mounting height: 15m
- Dims: 88mm Ø x 112mm Depth



PPAD-C-HB-DALI-230V

12NC: 912600000425

Stand alone mains voltage powered, ceiling mounted microwave sensor.

- Coverage: 12-16m Ø at 2.8m ceiling height
- Presence or absence detection
- Adjustable light level threshold and adjustable timer
- IR Receiver for remote setup
- Max mounting height: 3m
- Dims: 76mm Ø x 68.5mm Depth



MPAD-C-230V

12NC: 912600000404

Sensors

SOLO Stand Alone Sensors

MPAD-C-DALI-230V

12NC: 912600000409



Stand alone mains voltage powered, ceiling mounted microwave sensor with DALI / DSI dimming.

- Coverage: 12-16m Ø at 2.8m ceiling height
- Presence or absence detection
- Light level sensor and adjustable timer
- IR Receiver for remote setup
- Max mounting height: 3m
- Dims: 76mm Ø x 68.5mm Depth

MPAD-C-A-230V

12NC: 912600000406



Stand alone mains voltage powered, ceiling mounted adjustable microwave sensor.

- Adjustable detector head / range
- Presence or absence detection
- Adjustable light level threshold and adjustable timer
- IR Receiver for remote setup
- Max mounting height: 3m
- Dims: 85mm Ø x 99mm Depth

MPAD-C-A-DALI-230V

12NC: 912600000407



Stand alone mains voltage powered, ceiling mounted adjustable microwave sensor with DALI / DSI dimming.

- Adjustable detector head / range
- Presence or absence detection
- Light level sensor and adjustable timer
- IR Receiver for remote setup
- Max mounting height: 3m
- Dims: 85mm Ø x 99mm Depth

MPD-W-EXT-230V

12NC: 912600000413



Weather proof stand alone mains voltage powered, wall mounted microwave sensor.

- IP66 enclosure
- Presence detection
- Adjustable light level threshold and adjustable timer
- IR Receiver for remote setup
- Max mounting height: 3m
- Dims: 110 x 110 x 63mm

SOLO Sensor Programmers

HHIR-LCD-PROG

12NC: 912600000377



Infrared Programming Handset with LCD display

Advanced compact infrared handset used for the operation, configuration and programming of iLight sensors that have the ability to be programmed via IR.

- Readback: to read the settings from a device
- Flash drive spec: 128MB min to 16GB max, FAT/FAT32, single partition drive
- IR transmit range: Low - 8m, medium - 15m and high - 25m
- Dimensions: 94mm x 160mm x 25mm

HHIR-PROG

12NC: 912600000378



Infrared Programming Handset

Compact infrared handset used for the basic programming of IR enabled iLight stand alone sensors.

- IR range: 7m
- Dimensions: 86mm x 4mm x 67mm

Sensors

Low Voltage Sensors

Low Voltage Ceiling Mounted Sensor with Combined PIR, Daylight and Infrared Control

- PIR detection optimised for small movement
- Coverage: 4.8m Ø at 2.8m ceiling height
- For connection to iCAN networks via UIM, UIG-2, UIS or LCMD-10 devices
- Dimensions: 49mm Ø x 35mm Depth



AXCS01SRJ

12NC: 912600000022

Low Voltage Ceiling Mounted Presence/Absence Microwave Sensor.

- Microwave detection optimised for small movement
- Coverage: 12-16m Ø at 2.8m ceiling height
- For connection to iCAN networks via UIM, UIG-2, UIS or DIU4 devices
- Dimensions: 76mm Ø x 68.5mm Depth



MPAD-C-12-24V

12NC: 9126000000403

Low Voltage Ceiling Mounted Adjustable Presence/Absence Microwave Sensor.

- Microwave detection optimised for small movement
- Coverage: 12-16m Ø at 2.8m ceiling height
- For connection to iCAN networks via UIM, UIG-2, UIS or DIU4 devices
- Dimensions: 76mm Ø x 68.5mm Depth



MPAD-C-A-12-24V

12NC: 9126000000405

Low Voltage Ceiling Mounted Weather Proof Presence Microwave Sensor.

- Microwave detection optimised for small movement
- IP66 rated
- Coverage: 10m Ø at 2.8m ceiling height
- For connection to iCAN networks via UIM, UIG-2, UIS or DIU4 devices
- Dimensions: 110mm x 110mm x 63mm Depth



MPD-C-EXT-12-24V

12NC: 9126000000410

Low Voltage Wall Mounted Weather Proof Presence Microwave Sensor.

- Microwave detection optimised for small movement
- IP66 rated
- Coverage: 6m Ø at 25m length from wall
- For connection to iCAN networks via UIM, UIG-2, UIS or DIU4 devices
- Dimensions: 110mm x 110mm x 63mm Depth



MPD-W-EXT-12-24V

12NC: 9126000000412

External IP65 Photocell

- Low voltage exterior Photocell Detector
- Daylight sensitivity range approx 0-2,000 lux
- For connection to iCAN networks via UIM, UIG-2 or UIS devices
- IP65 rated.
- Dimensions: 70x50x35mm



PE2EXT

12NC: 9126000000417

HVAC Control

Heating & Cooling Control

HVAC-1

12NC: 912600000379



The HVAC-1 controller is ideal for individual room heating and cooling control. Each unit may be configured for the site application to control fan coil settings as well as underfloor heating. The unit is provided with a variety of analogue and digital inputs to support multiple sensors.

Being able to control both the underfloor and fan coil systems from the one controller can significantly reduce the cost of a project as separate systems are no longer required.

HVAC-1 seamlessly integrates with iLight's Lighting and Shading systems as well as integrating directly to BMS.

TSG40

Brushed Stainless Steel

12NC: 912600000530

Polished Brass

12NC: 912600000531

Bright Chrome

12NC: 912600000529

White

12NC: 912600000532



The TSG40 colour touchscreen allows the user to select and control room lighting, heating, cooling, blind and curtain settings.

Room temperature control modes can easily be altered between Auto, Heat only, Cool only and Off at a touch of the screen while the occupant can effortlessly adjust the temperature set point and fan speeds within each room.

An integrated temperature sensor is also supplied on the TSG40 to remove the need for remote room temperature sensors.

TSG40 surround is also available in a number of finishes with options to match the surround to any RAL colour to ensure it matches your project colour scheme.

- 4" capacitive colour touchscreen for direct connection to HVAC-1
- Heating, cooling, shading and lighting control
- Combined fan coil heat/cool and under floor heading control

PSU-24AC-DIN

12NC: 912600000432



PSU-24AC-DIN provides a 24V AC output for powering the HVAC-1.

With a 12VA output this is an ideal PSU to use where power isn't provided by the fan coil itself.

PSU-24AC-DIN also incorporates fuse protection via a self resetting fuse.

TS-B

12NC: 912600000523



Button Sensors from iLight are designed to monitor internal room temperature conditions and are available in white plastic, brushed stainless and brass finishes as standard. The Button sensors are supplied with a 300mm flying lead. Faceplates to match available on request.

TS-FL-2M

12NC: 912600000526

TS-FL-5M

12NC: 912600000527



TS-FL flying lead temperature sensors are specifically designed to measure conditions in small duct spaces such as VAV boxes, fan coil units or other space restricted areas. Available with a 2 or 5m flying lead.

PlanView provides instantaneous access to the operation and health of an iLight lighting control system.

Building managers, operators and end users can control one or more sites, monitoring multiple buildings, floors and individual areas as well as the hardware components of the system at varying levels of granularity.

Users are empowered to make changes simply and efficiently, proactively managing the built environment for the benefit of the occupants.

Live System View

PlanView serves as a window into your iLight system, providing instantaneous access to a simple and clean visualisation of your building.

Areas highlight in real time indicating occupancy in the space as well as the 'live status' of the lighting.

The building hierarchy, floors, and areas are all named to enable intuitive navigation of the system.

Programmed scenes and status for each areas are presented to the operator.

Granular luminaire data, faults and statuses can be viewed for all mapped areas

System Fault Monitoring

PlanView enables the status of a system, building, floor or area to be viewed quickly and simply.

PlanView monitors the lighting control system. Gateways and system connections are continually monitored and their status reported.

Live notifications allow for proactive management of the system, should an iLight controller lose power or fail to respond.

Granular feedback is presented to the operator for every DALI device, sensor & luminaire – this allows targeted maintenance and reduces disruption to the building occupants.

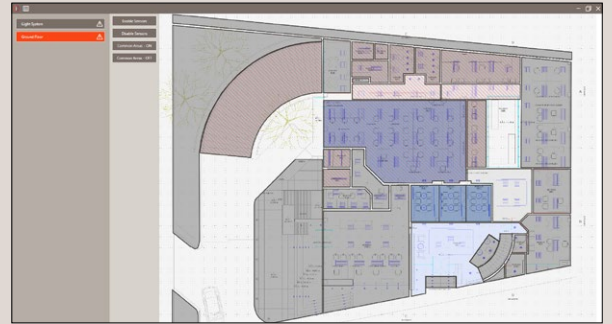
User Operation & Override

PlanView allows the operator to select scenes and edit channel levels in each and every area.

Programmed scenes are displayed for all areas. The current scene is highlighted in real time to provide accurate feedback to the operator.

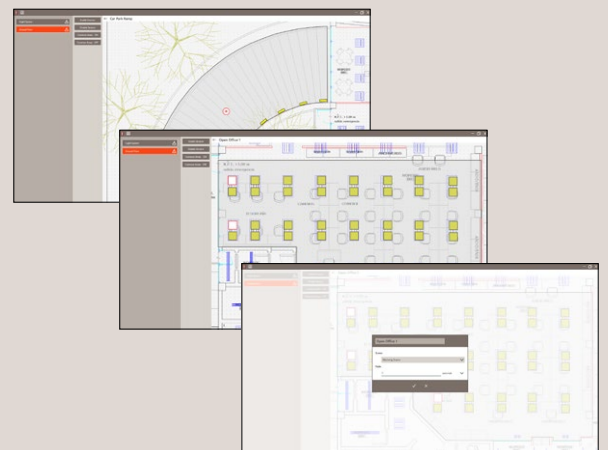
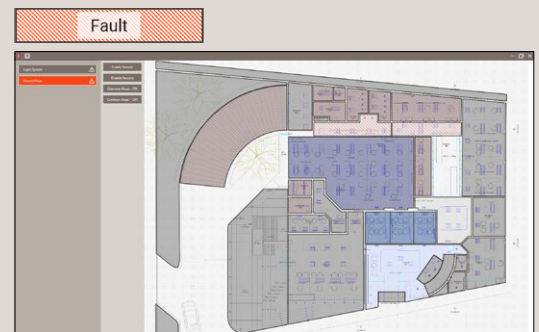
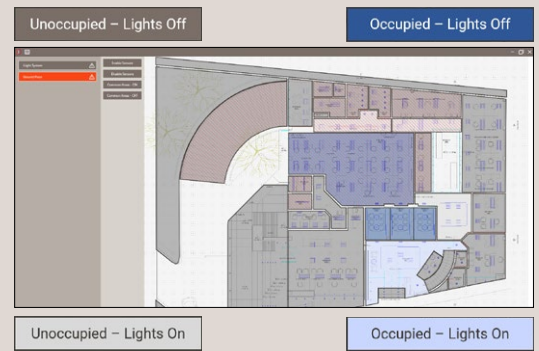
Should the need arise, the operator can recall a scene overriding the lighting in the space.

An individual channel can be selected and driven to a desired level, allowing the further modification of the lighting level in the space.



PlanView

12NC: 912600000695



Network overview

One network - fully scalable

The iLight network has been designed to offer total freedom and flexibility in system design.

The iLight network features distributed data processing and is truly scalable from 2 to 65,000 devices. There are virtually no limits as to what can be added to the system and with no central memory, components can easily be added or removed as required without major redesign.

The extensive iLight product range includes source controllers, interfaces and accessories that provide control solutions across residential, commercial and entertainment style projects. All common communications protocols are catered for, ensuring that the iLight system seamlessly integrates with other control components within an installation.

Network cabling may be undertaken using iLight iCANnet cable or alternatively industry standard cable types eg. Belden 1502R.

Connectivity

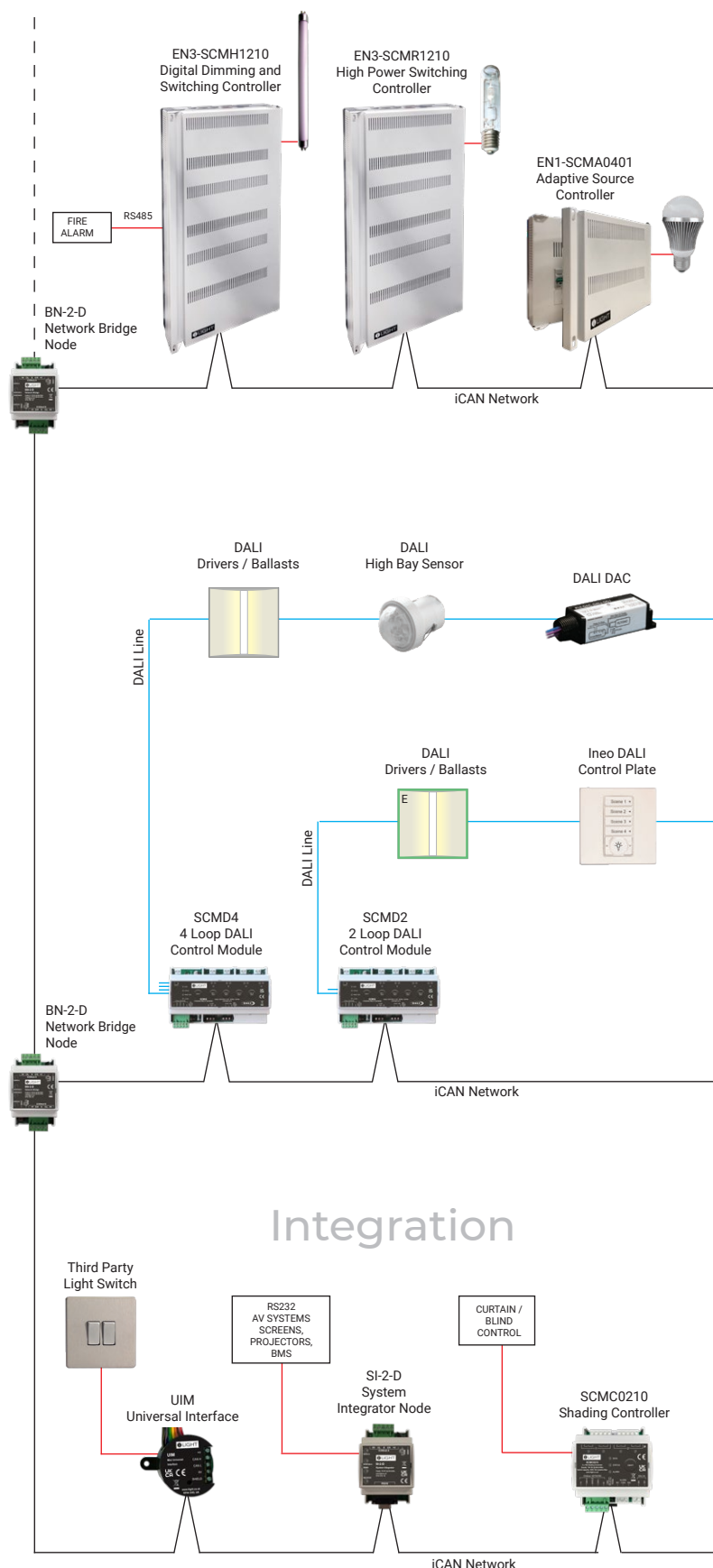
The iLight system provides connectivity to the following protocols;

- DALI
- 1-10V
- DSI
- CAN
- RS232
- RS485
- DMX512
- KNX via KNX Gateways
- Ethernet
- BACnet
- Modbus

iCANnet Network Cable

iCANnet Network Cable is specifically designed to connect between each device on an iLight control system. The cable consists of 2 x 18 AWG tinned copper wire with PE Insulation (Power pair) and 2 x 22 AWG screened tinned copper wire with PE Insulation (data pair). There is also a tinned copper drain wire in contact with the aluminium foil screen. The cable is low smoke zero halogen (LSZH) rated.

iCANnet Cable



iCANnet

SCMA0401
Adaptive Dimming
Module



SCD-96-D
DMX
Control Module



SCMR1220
Feed Through Relay
Control Module



Sencia
Control Plate



TSE40
Touchscreen



Ineo
Control Plate



Network Sensor

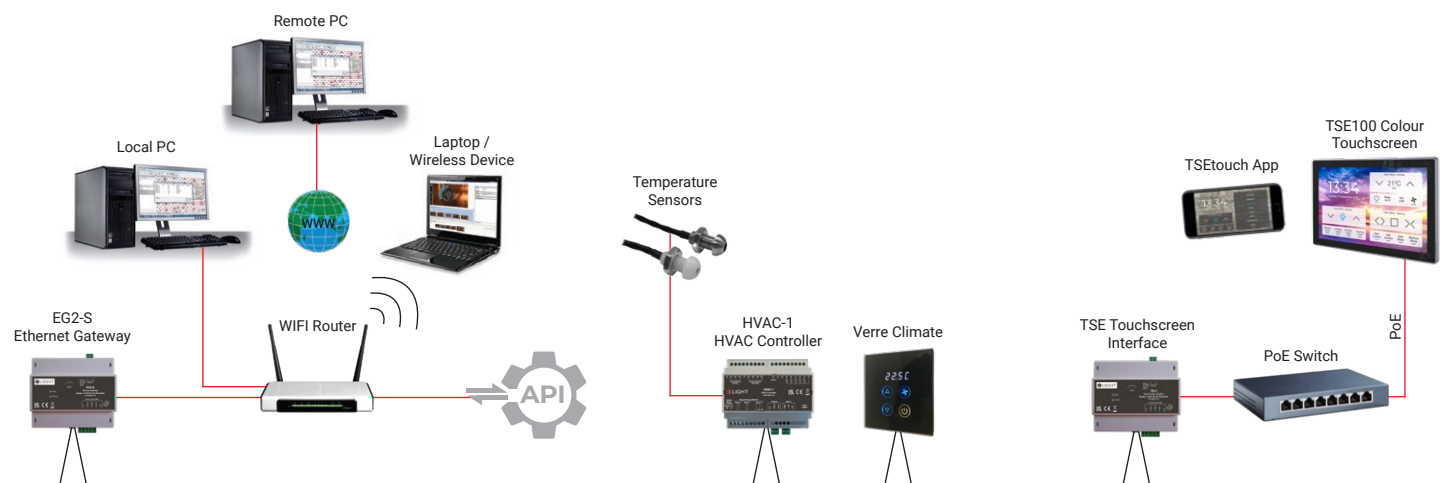
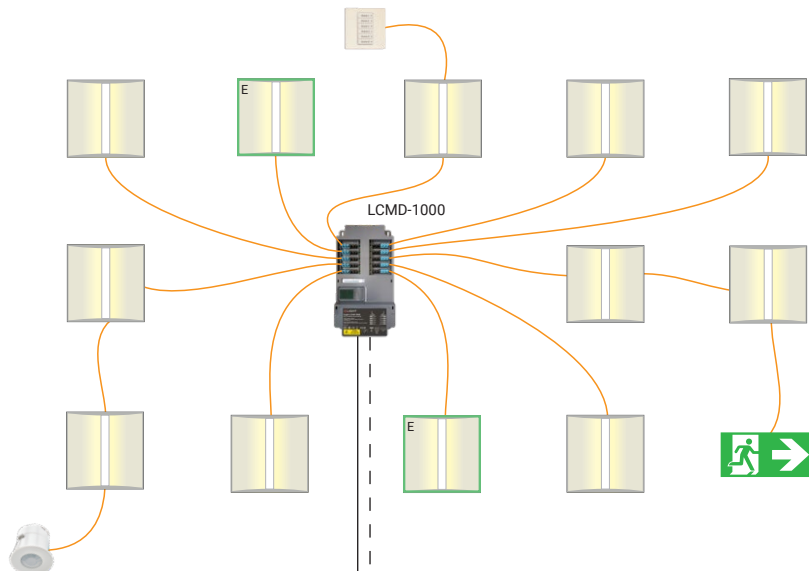


DALI in the field

DALI
Combined Sensor



DALI Field Relay



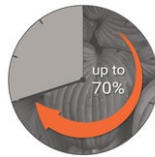
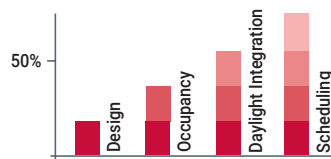
Product Compliance

- CE & UKCA compliant to all relevant standards
- Designed and manufactured to ISO9001 standard
- Dedicated In house R&D and PCBA manufacture
- Manufactured in the UK




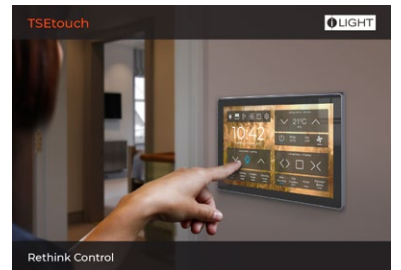

Code Compliance

- Improves BREEAM & LEED scoring for building sustainability.
- Contributes to energy reduction targets under Climate Change Levy (CCL) and Carbon Reduction Commitment (CRC).
- Qualifies for Enhanced Capital Allowance (ECA) applications.
- Delivers lighting control requirements under UK Building Regs - L2a & L2b and BRE: 498.

Achievable Energy Savings



Related iLight literature



Contact Us

enquiries@iLight.co.uk

www.iLight.co.uk

iLight

A brand of Signify
Usk House, Llantarnam Park
Cwmbran, NP44 3HD, UK

© 2024 Signify Holding
All Rights Reserved

Changes to the products, to the information contained in this document, and to prices are reserved; so are errors and omissions.

iLight is a registered trademark.
All other trademarks are property of their respective owners.

iLight Product Catalogue Issue: 9.2

