

# SCM10402

## 4 Channel x 500W Dimmer - DINrail Mount

### Key Features

- 4 x 500W source controller
- DIN rail mount with lugs for wall mounting if required
- Dims resistive, inductive and low voltage electronic transformer loads (that are compatible with leading edge dimming loads)
- Quiet operation
- Configuration stored in Non Volatile EEPROM
- Firmware storage in reflashable FLASH memory over iCAN network
- Configurable start up mode
- Circuit protection installed separately as required
- CE compliant to all relevant standards
- Designed and manufactured to ISO9001:2015 standards



### Overview

This 4 circuit source controller is fully rated for dimming loads of up to 4 x 500W of continuous inductive lighting loads. Whether used for tungsten, low voltage or for cold cathode light sources, this unit will provide reliable service over many years.

The unit is used with an MPM2400 iCAN DINrail primary processor module that can manage up to 24 channels of varied dimming and switching within a DIN rail distribution board. The MPM includes a 128 scene integral memory this device offers multiple control options to meet the most demanding specifications. The MPM connects into the iLight network and links to the iCAN DINrail dimming and switching modules with a short serial data cable within the distribution board.

With the iLight network connectivity, it has the capability of being linked with a virtually limitless number of other iLight products to build up to any size of system. This product is designed for projects where there are multiple channels of Architectural lighting. It is the perfect choice for shopping malls, atria exterior lighting and industrial areas.

## Mechanical Data

Weight: 1 kg

Operating temperature: +2°C to +40°C

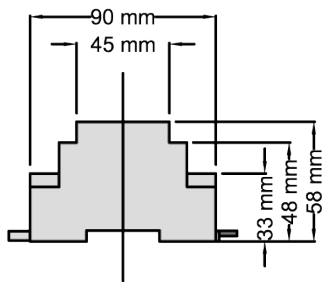
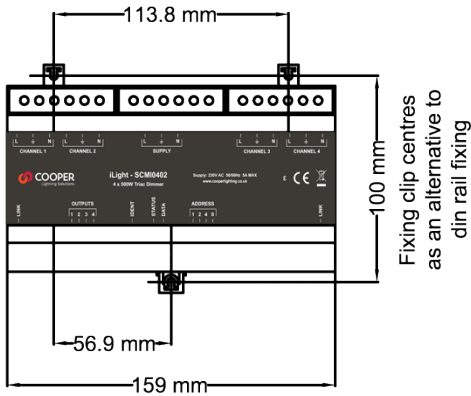
Note: All enclosures must be adequately ventilated

Max storage temperature: +60°C

Humidity: +5 to 95% non-condensing

Environmental protection: IP20

## Dimensions



## Electrical Data

Supply: 230 volts +/- 10%, 50/60 Hz

Incoming terminals: max. cable size: 2.5mm<sup>2</sup>

Rating: Maximum 5 Amp single phase @ 40°C

Minimum load: 20W

Protection: Provided by installer - use 5A or less.

Output: channel current: Maximum 500W per heatsink

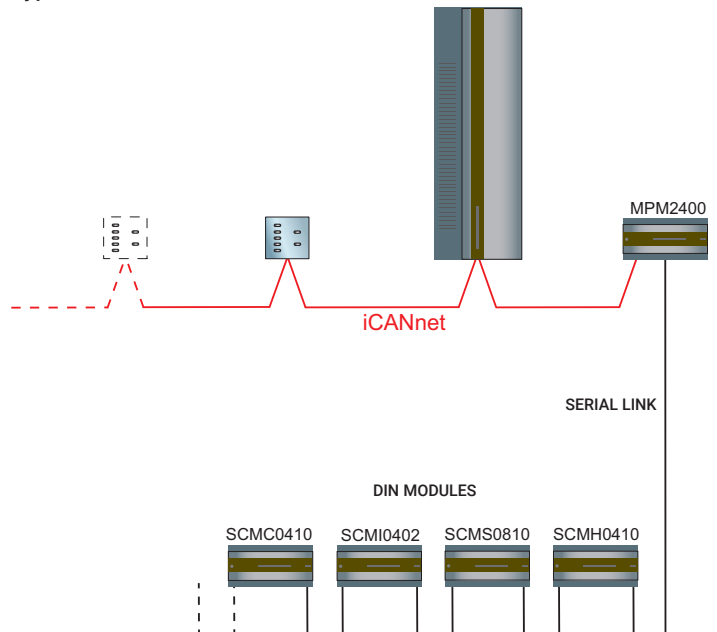
**Load types:** this unit is designed to work with incandescent 230 volt lamps, inductive wire wound transformers (allow for 20% transformer losses), leading edge electronic transformers and cold cathode lamps (please consult with the iLight help desk for guidance on true load calculations).

**Loads terminals:** max. cable size: 1 x 2.5mm<sup>2</sup> or 2 x 1.5mm<sup>2</sup> per circuit

**Dimmed outputs:** the dimmed outputs can be configured as switches for non-dimmed loads. They require a minimum load of 30mA to latch. Before connecting discharge lamps consult the iLight help desk.

Note: Dimmers produce heat, always ensure adequate ventilation.

## Typical Schematic



## Contact Us

+44 (0)1923 495495

enquiries@iLight.co.uk

www.iLight.co.uk

**Cooper Lighting Solutions**  
20 Greenhill Crescent,  
Watford Business Park,  
Watford, Herts, WD18 8JA. UK

Changes to the products, to the information contained in this document, and to prices are reserved; so are errors and omissions.

iLight is a registered trademark.

All other trademarks are property of their respective owners.