

# User Interface - SENCIA

## Custom button engraving order form



Name: _____	Company: _____
Project Name: _____	Address: _____
Telephone Number: _____	_____
Fax Number: _____	Completed By: _____
Email Address: _____	Date: _____

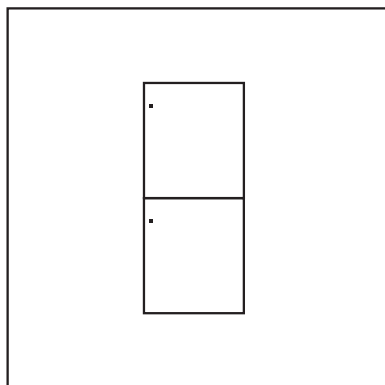
**Select required button configuration below then add your desired text directly into the button**

Left adjusted text. First letters will be capitalised. Helvetica Neue Medium - 10pt. 9 characters (average). Limited to 1 line of engraving per button.

**If you require centre aligned Raise: ^ or Lower: v symbols on any button, type (R) for raised or (L) for Lower, including the brackets.**

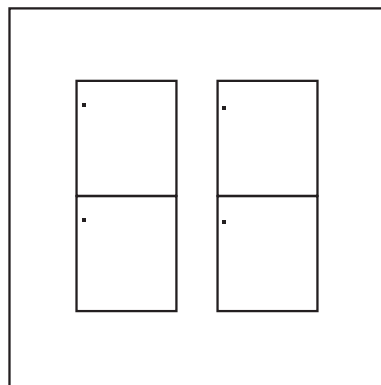
**Note: For these buttons, the left bullet point will be removed.**

SSR-2LB-B Use 12NC: 912600004505



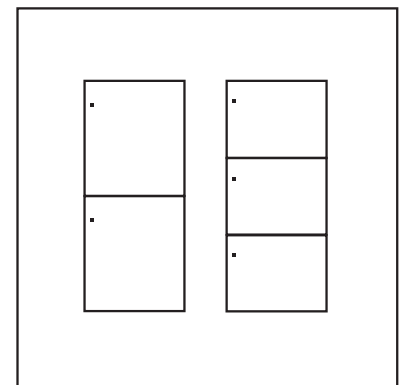
Enter Quantity —

SSR-2LB-2LB-B Use 12NC: 912600004506



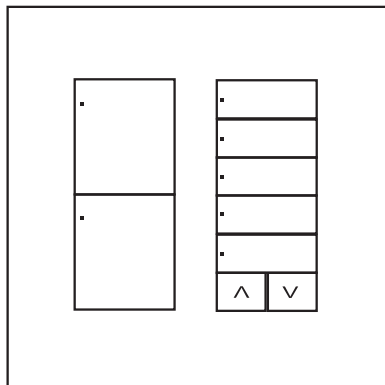
Enter Quantity —

SSR-2LB-3MB-B Use 12NC: 912600000606



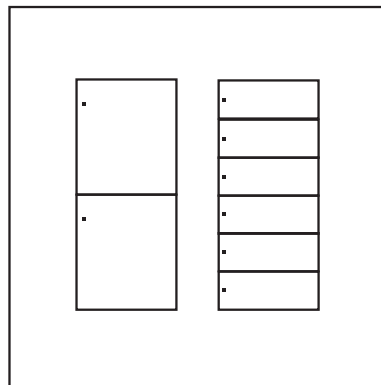
Enter Quantity —

SRR-2LB-5SB-RL-B Use 12NC: 912600004507



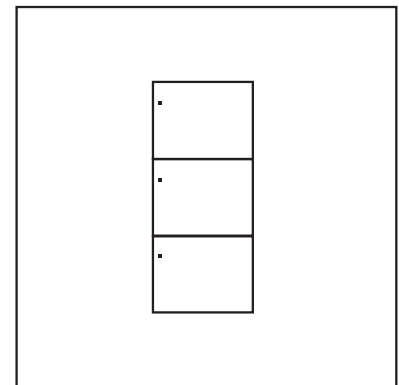
Enter Quantity —

SSR-2LB-6SB-B Use 12NC: 912600000607



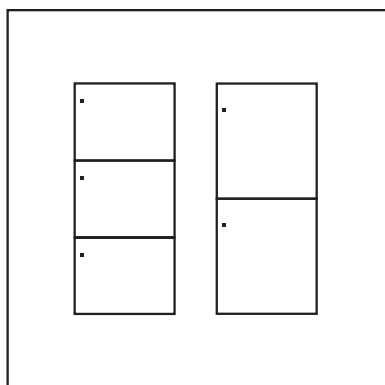
Enter Quantity —

SSR-3MB-B Use 12NC: 912600004508



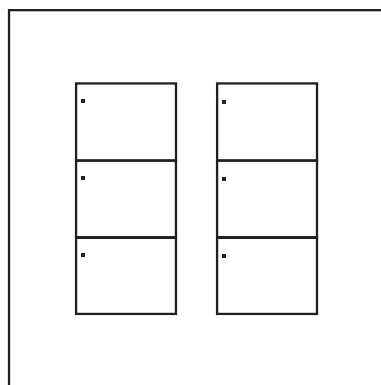
Enter Quantity —

SSR-3MB-2LB-B Use 12NC: 912600000608



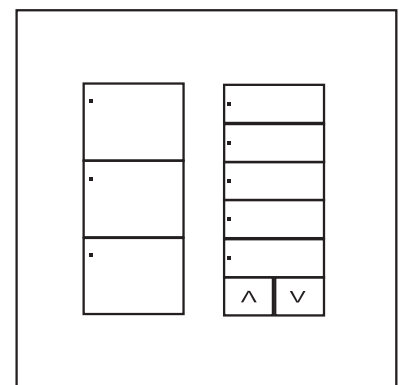
Enter Quantity —

SSR-3MB-3MB-B Use 12NC: 912600004503



Enter Quantity —

SRR-3MB-5SB-RL-B Use 12NC: 912600004509



Enter Quantity —



**iLight**

Usk House, Lakeside, Llantarnam Park, Cwmbarn, NP44 3HD, UK  
 t: +44 (0)1923 495495 e: customerservicecc@signify.com www.iLight.co.uk  
 Document: Sencia-Custom-Button-Engraving-Order-Form Rev11 0922

SSR-3MB-6SB-B Use 12NC: 912600004504

Form for SSR-3MB-6SB-B. It features two vertical columns of six rectangular boxes each. Below the columns is the text "Enter Quantity" followed by a small empty rectangular box.

SRR-5SB-RL-B Use 12NC: 912600004510

Form for SRR-5SB-RL-B. It features a single vertical column of five rectangular boxes. At the bottom of this column are two smaller boxes containing upward (^) and downward (v) arrow symbols. Below the column is the text "Enter Quantity" followed by a small empty rectangular box.

SRR-5SB-RL-2LB-B Use 12NC: 912600000609

Form for SRR-5SB-RL-2LB-B. It features two vertical columns of five rectangular boxes each. At the bottom of the left column are two smaller boxes containing upward (^) and downward (v) arrow symbols. Below the columns is the text "Enter Quantity" followed by a small empty rectangular box.

SRR-5SB-RL-3MB-B Use 12NC: 912600004511

Form for SRR-5SB-RL-3MB-B. It features two vertical columns of five rectangular boxes each. At the bottom of the left column are two smaller boxes containing upward (^) and downward (v) arrow symbols. Below the columns is the text "Enter Quantity" followed by a small empty rectangular box.

SRR-5SB-RL-5SB-RL-B Use 12NC: 912600004512

Form for SRR-5SB-RL-5SB-RL-B. It features two vertical columns of five rectangular boxes each. At the bottom of both the left and right columns are two smaller boxes containing upward (^) and downward (v) arrow symbols. Below the columns is the text "Enter Quantity" followed by a small empty rectangular box.

SRR-5SB-RL-6SB-B Use 12NC: 912600004513

Form for SRR-5SB-RL-6SB-B. It features two vertical columns of five rectangular boxes each. At the bottom of the left column are two smaller boxes containing upward (^) and downward (v) arrow symbols. Below the columns is the text "Enter Quantity" followed by a small empty rectangular box.

SSR-6SB-B Use 12NC: 912600004514

Form for SSR-6SB-B. It features a single vertical column of six rectangular boxes. Below the column is the text "Enter Quantity" followed by a small empty rectangular box.

SSR-6SB-2LB-B Use 12NC: 912600000610

Form for SSR-6SB-2LB-B. It features two vertical columns of five rectangular boxes each. Below the columns is the text "Enter Quantity" followed by a small empty rectangular box.

SSR-6SB-3MB-B Use 12NC: 912600000611

Form for SSR-6SB-3MB-B. It features two vertical columns of five rectangular boxes each. Below the columns is the text "Enter Quantity" followed by a small empty rectangular box.

SRR-6SB-5SB-RL-B Use 12NC: 912600004515

Form for SRR-6SB-5SB-RL-B. It features two vertical columns of five rectangular boxes each. At the bottom of the right column are two smaller boxes containing upward (^) and downward (v) arrow symbols. Below the columns is the text "Enter Quantity" followed by a small empty rectangular box.

SSR-6SB-6SB-B Use 12NC: 912600004516

Form for SSR-6SB-6SB-B. It features two vertical columns of five rectangular boxes each. Below the columns is the text "Enter Quantity" followed by a small empty rectangular box.

**Please note:** When ordering different button configurations and/or different custom lettering, separate forms will need to be used.

Please send completed form with your order to your local Signify account manager/order desk



**iLight**

Usk House, Lakeside, Llantarnam Park, Cwmbran, NP44 3HD, UK  
t: +44 (0)1923 495495 e: customerservicecc@signify.com www.iLight.co.uk  
Document: Sencia-Custom-Button-Engraving-Order-Form Rev11 0922