

User Interface - VERRE Door Bell

Custom configuration order form



Name: _____	Company: _____
Project Name: _____	Address: _____
Telephone Number: _____	_____
Fax Number: _____	Completed By: _____
Email Address: _____	Date: _____

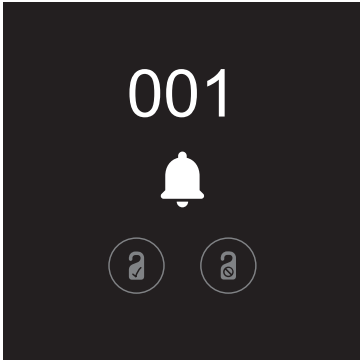
Custom Plate Colour

	Tick if required	Quantity		Tick if required	Quantity		Tick if required	Quantity
Black	<input type="checkbox"/>	<input type="text"/>	Grey	<input type="checkbox"/>	<input type="text"/>	White	<input type="checkbox"/>	<input type="text"/>


When ordering custom plates, listed above, with more than one standard colour, separate forms will need to be used.

Room Number Sequences


Optional room numbers can be added to the Verre Door Bell and Room Status Plate.



Example: Black finish with room number



Example: Grey finish with room number



Example: White finish with room number

To order custom plate configurations use: 12NC: 912600000603
Custom button configurations also attract an artwork setup charge per individual layout - Please use 12NC: 912600000604

Use the sections below to add your desired room number ranges.

For example - Rooms: 101 - 140, Rooms: 201 - 240, Rooms: 301 - 340 or Rooms 001 - 009, Rooms: 010 - 019 or Rooms 1 - 9, Rooms 10 - 19

Room Number Range 1

Room number: _____	Through to room number: _____
--------------------	-------------------------------

Room Number Range 2

Room number: _____	Through to room number: _____
--------------------	-------------------------------

Room Number Range 3

Room number: _____	Through to room number: _____
--------------------	-------------------------------

Room Number Range 4

Room number: _____	Through to room number: _____
--------------------	-------------------------------

Room Number Range 5

Room number: _____	Through to room number: _____
--------------------	-------------------------------

Room Number Range 6

Room number: _____	Through to room number: _____
--------------------	-------------------------------

Room Number Range 7

Room number: _____	Through to room number: _____
--------------------	-------------------------------

Room Number Range 8

Room number: _____	Through to room number: _____
--------------------	-------------------------------

Room Number Range 9

Room number:	Through to room number:
--------------	-------------------------

Room Number Range 11

Room number:	Through to room number:
--------------	-------------------------

Room Number Range 13

Room number:	Through to room number:
--------------	-------------------------

Room Number Range 15

Room number:	Through to room number:
--------------	-------------------------

Room Number Range 17

Room number:	Through to room number:
--------------	-------------------------

Room Number Range 19

Room number:	Through to room number:
--------------	-------------------------

Room Number Range 10

Room number:	Through to room number:
--------------	-------------------------

Room Number Range 12

Room number:	Through to room number:
--------------	-------------------------

Room Number Range 14

Room number:	Through to room number:
--------------	-------------------------

Room Number Range 16

Room number:	Through to room number:
--------------	-------------------------

Room Number Range 18

Room number:	Through to room number:
--------------	-------------------------

Room Number Range 20

Room number:	Through to room number:
--------------	-------------------------

Please send completed form with your order to your local Signify account manager/order desk



iLight

Usk House, Lakeside, Llantarnam Park, Cwmbran, NP44 3HD, UK
enquiries@ilight.co.uk www.ilight.co.uk