

SCMH0410

4 Channel DINrail Mount Digital Dimming and Switching Controller

Key Features

- 4 x 10 Amp source controller with 4 Broadcast DALI, DSI or 1-10V dimming outputs
- 16 Amp total load over 4 circuits
- DIN rail mount with lugs for wall mounting if required
- Switches resistive, inductive and capacitive lighting loads
- Quiet operation
- Configuration stored in Non Volatile EEPROM
- Firmware storage in reflashable FLASH memory over iCAN network
- Configurable start up mode
- Circuit protection installed separately as required
- CE compliant to all relevant standards
- Designed and manufactured to ISO9001:2015 standards



Overview

This compact digital dimming and switching controller is a 4 channel unit that provides 4 switched power circuits with 4 channels of scene set dimming for Broadcast DALI, DSI or 1-10V control. Its 10 Amp power relays also make it suitable for independent non-dimmable loads.

The unit is rated for 16 amps single phase of continuous inductive lighting load. This unit is designed for switching lighting loads of most types.

The unit is used with an MPM2400 iCAN DINrail primary processor module that can manage up to 24 channels of varied dimming and switching within a DINrail distribution board. The MPM includes a 128 scene integral memory and offers multiple control options to meet the most demanding specifications. The MPM connects into the iLight network and links to the iCANdin power modules with a short serial data cable within the distribution board.

With the iLight network connectivity, it has the capability of being linked with a virtually limitless number of other iLight products to build up to any size of system. This product is designed for projects where there are multiple channels of architectural lighting.

Mechanical Data

Weight: 1 kg

Operating temperature: +2°C to +40°C

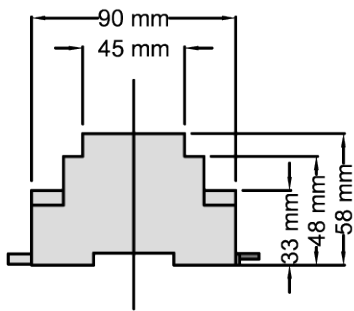
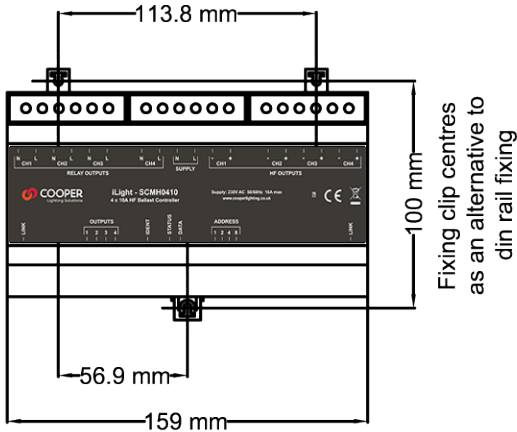
Note: All enclosures must be adequately ventilated

Max storage temperature: +60°C

Humidity: +5 to 95% non-condensing

Environmental protection: IP20

Dimensions



Electrical Data

Supply: 230 volts +/- 10%, 50/60 Hz

Incoming terminals: max. cable size: 2.5mm²

Rating: maximum 16 Amp single phase @ 40°C

Output channel current: Maximum load 10 Amp.

Minimum load: 0W

Protection: Provided by installer - use 16A or less.

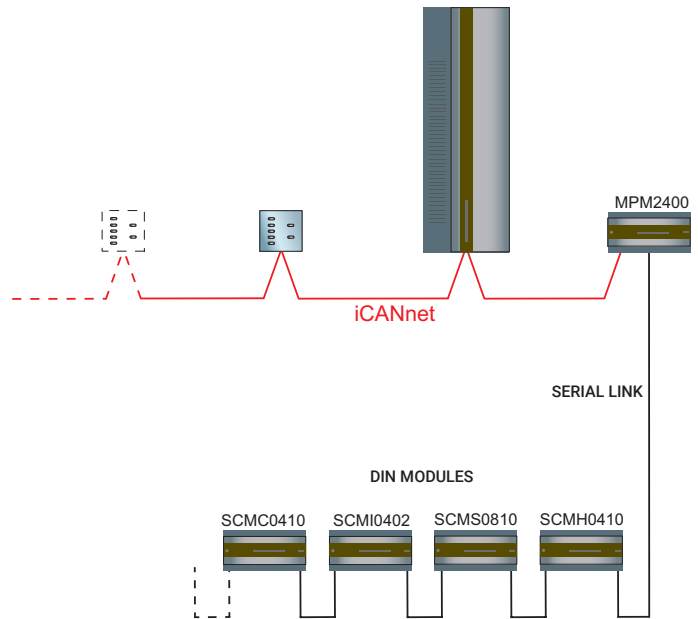
Load types: 1-10V (100mA Sink/20mA Source per channel), DSI (10 devices per channel) and Broadcast DALI (10 per channel). Load type selectable per channel.

Switched Outputs: 4 x 230v 10 Amp (inductive or resistive)

Terminal Sizes: Ballast output, max' cable size: 4 pairs x 2.5mm²

Loads, max' cable size: 1 x 2.5mm² or 2 x 1.5mm² per circuit

Typical Schematic



Contact Us

+44 (0)1923 495495

enquiries@iLight.co.uk

www.iLight.co.uk

Cooper Lighting Solutions
20 Greenhill Crescent,
Watford Business Park,
Watford, Herts, WD18 8JA. UK

Changes to the products, to the information contained in this document, and to prices are reserved; so are errors and omissions.

iLight is a registered trademark.

All other trademarks are property of their respective owners.

© 2020 Cooper Lighting Solutions
All Rights Reserved

SCMH0410 Rev13 0820



FM 664349