



Smart living and working

A single touch is all you need for intuitive control of your living and working spaces. TSEtouch puts you in charge of all your intelligent building systems including lighting, shading, heating and cooling.

The capacitive touch screen is fully customisable and easy to use, navigating you through your own personalised menus for adjusting and saving your settings.

These elegant, ultra high resolution screens deliver a satisfying user experience, combining all your primary building controls.



Lighting



Shading



Temperature



Security



Scheduling



Night Mode



Apps



Colour Changing



Proximity Sensor



Sequences



Floor Plans



Energy Saving



Functions

- Adjust and save light levels
- Heating & cooling control
- Shade and blind control
- Schedule events and actions
- Building wide control across multiple rooms and spaces
- Dedicated mobile app

Features

- Ultra high resolution intuitive capacitive touch screen
- Customisable screens & buttons
- Choice of themes and templates
- Navigational swipe
- Multilevel security functions
- Astronomical time clock
- Wall mount or flush recessed
- Power over Ethernet (PoE)



Your personalised home

Bring power and simplicity to your smarthome across one or more rooms, from the centrally located touchscreen or go mobile with the app.

Touchscreen menus may be customised with room specific buttons, choice of backgrounds and personalised descriptive text to suit your way of living.

- Reduce wall clutter with multiple control capability in a single user interface
- Customise buttons, layouts and backgrounds
- Edit and save scenes and preferences
- Time scheduling for automated scenes and actions
- Remote access via a smart phone or tablet
- Integrate with AV, fire and security systems





Bespoke hospitality

Large spaces with complex lighting and control requirements need to look and feel just right, at all times. TSEtouch enables lighting designers to quickly select and adjust building settings for specific activities or occasions - recalling preset scenes and scheduled events at a single touch - always right and right on time.

Lighting channel sliders can be used to fine tune any setting via the TSEtouch or through the mobile app whilst moving around within the space. The large screen format provides a more effective and intuitive way to recall scenes and events that would be too complex using traditional keypad control.



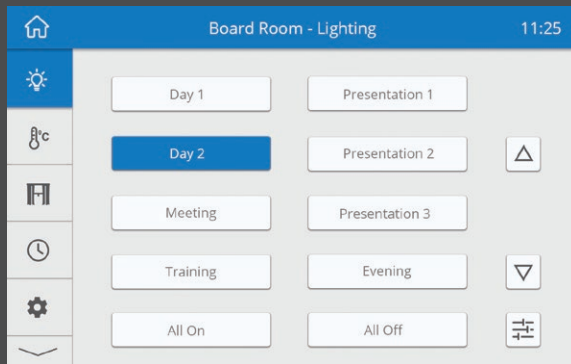
Energised workplaces

TSEtouch can elevate the look and feel of any commercial space, enhancing functionality through a common user interface to control the working environment in an intuitive and stylish way that will impress. Comfort levels for lighting, temperature or shading can be easily adjusted to create an optimal working environment. When combined with our intelligent controls and tuneable white fixtures, productivity can be energised throughout the day so your team can deliver their best.

- Harvest natural daylight
- Tune white light for colour temperature
- Integrated heating & shading Control
- Time scheduling
- Security night levels
- Reduced light pollution



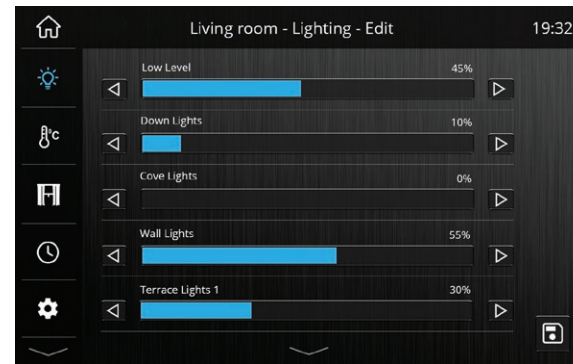
Key Features



Lighting Control

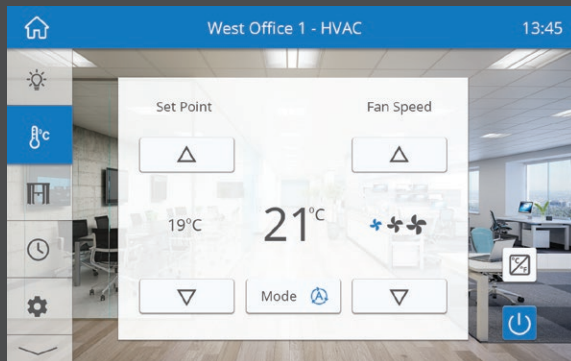
Flexible and smart

- At Home
- At Leisure
- At Work



Edit Lighting Scenes

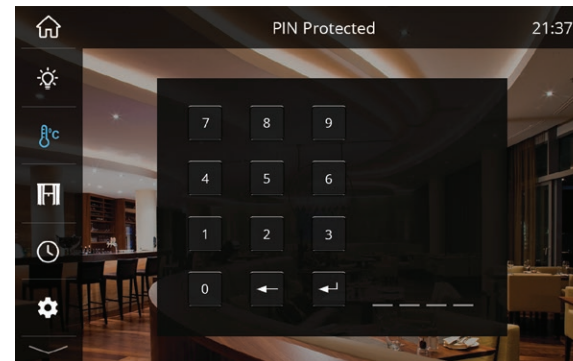
Edit your preset scenes with the use of graphical sliders for channel by channel adjustment.



Temperature Control

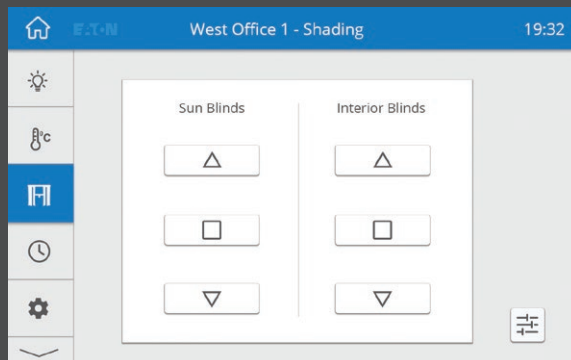
Versatile heating controls

- Time scheduler
- Manual adjustment
- App controlled



Screen Lock

Password protected access to the touchscreen in public spaces. Secure the lighting edit pages to preserve your lighting scenes.



Shading Control

Automated control from the touch of a button

- Roller / Venetian blinds
- Curtains
- Solar shading



Night Mode

Set up Night Mode so your screen turns off so as not to disturb your sleep.

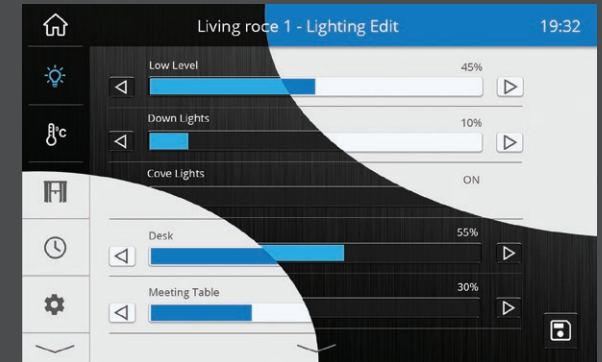
Customise

Choose scene names that describe the lighting mood created. Customise your backgrounds and button configurations



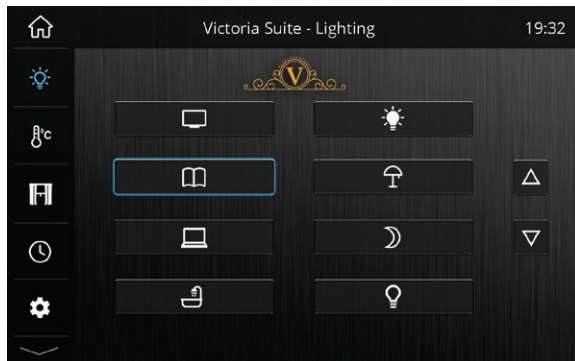
Backgrounds & themes

Choose from different touchscreen skin designs, then customise your button names and layout.



Branding, Language & Icons

Corporate branding can be imported into the home page, with buttons written in any language or displayed as universal icons.



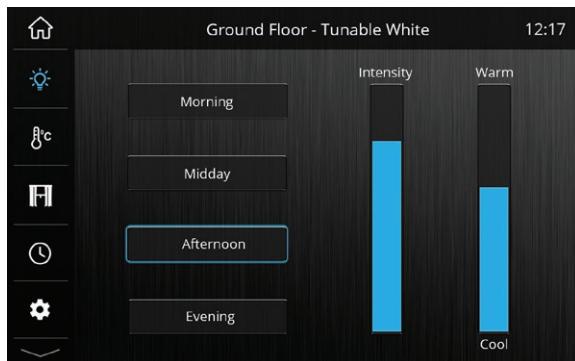
Building Wide

Areas can be accessed either with a series of area buttons or by selecting the rooms on graphical layouts.



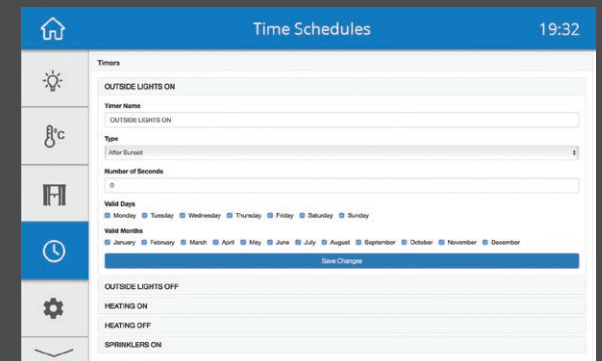
Tunable White

Warm colour tones can create a relaxed environment, whilst cool white colour temperatures can promote a vibrant atmosphere. Scenes can be set manually or automated in tune with Circadian Rhythms.



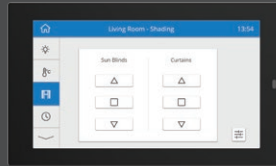
Time Scheduling

Set heating on/off times on a day by day basis. Use the astronomical time clock function to control the security and exterior lighting at dawn and dusk throughout the year.



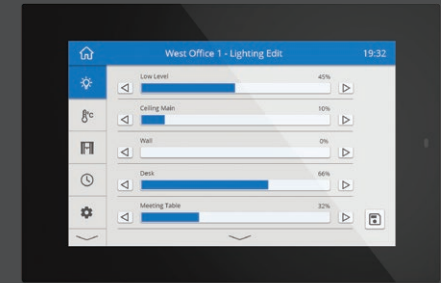
TSE55

- 5.5 inch (140mm) diagonal backlit capacitive LCD touchscreen
- Supports multi-touch & gesture
- 1280 X 720 pixel resolution
- Colour Depth: 16.7M colours
- Fits standard UK, European and US NEMA backbox



TSE80

- 8 inch (203.2mm) diagonal backlit capacitive LCD touchscreen
- Supports multi-touch & gesture
- 1280 X 800 pixel resolution
- Colour Depth: 16.7M colours
- Fits standard US NEMA back box



For system connectivity and other technical information visit www.iLight.co.uk/tsetouch

Contact Us

+44 (0)1633 838088

enquiries@iLight.co.uk

www.iLight.co.uk

iLight

A brand of Cooper Lighting Solutions
Usk House, Llantarnam Park
Cwmbran, NP44 3HD, UK

Changes to the products, to the information contained in this document, and to prices are reserved; so are errors and omissions.

iLight is a registered trademark.

All other trademarks are property of their respective owners.

© 2021 Cooper Lighting Solutions
All Rights Reserved

TSEtouch Rev 4 0421