

User Interface - SENCIA

Custom configuration order form

Name: _____	Company: _____
Project Name: _____	Address: _____
Telephone Number: _____	_____
Fax Number: _____	Completed By: _____
Email Address: _____	Date: _____

Standard Finishes
PB - Polished Brass **BS** - Brushed Stainless Steel **BC** - Bright Chrome **W** - White (RAL9106)
 Call for a quote on these other finishes:
SB - Satin Brass **BB** - Brushed Antique Brass **BK** - Black Nickel **B** - Black

Select your desired engraving then add your desired text directly to the button

- First Letters Capitalised
- Helvetica Neue Medium Font
- 9 characters (average)
- 10pt font size (default)

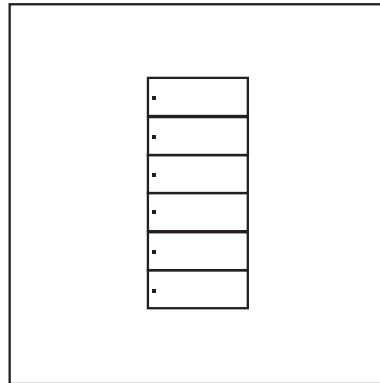
Consult iLight for other fonts, font sizes and symbols.

LIMITED TO 1 LINE OF ENGRAVING PER BUTTON

Please note: When ordering different button configurations and/or different custom lettering, separate forms will need to be used.

SSR-6SB-B

6 single height buttons in a single column.

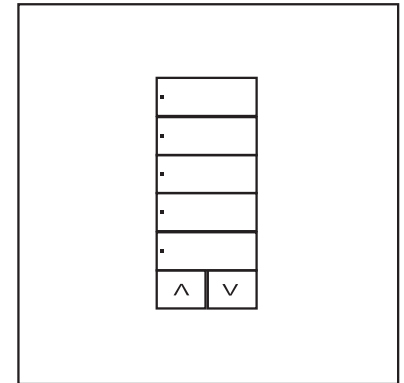


Enter Plate Finish Code

Enter Quantity

SRR-5SB-RL-B

5 single height buttons with raise/lower.

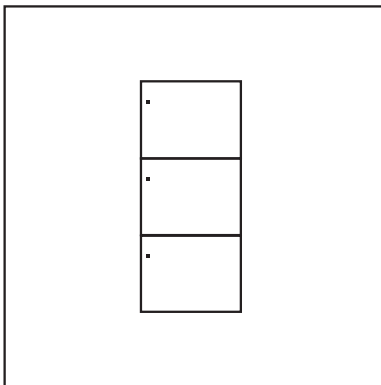


Enter Plate Finish Code

Enter Quantity

SSR-3MB-B

3 medium height buttons in a single column.

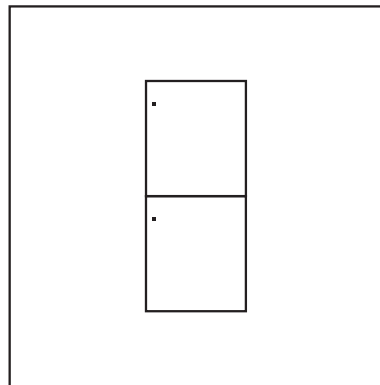


Enter Plate Finish Code

Enter Quantity

SSR-2LB-B

2 triple height buttons in a single column.

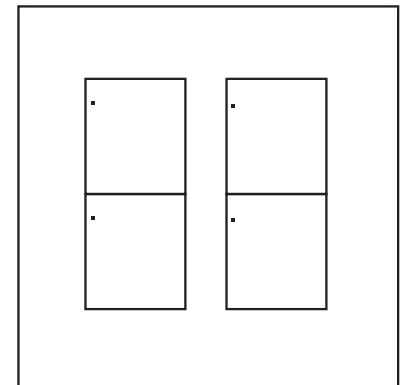


Enter Plate Finish Code

Enter Quantity

SSR-2LB-2LB-B

2 triple height buttons in column 1 and 2 triple height buttons in column 2



Enter Plate Finish Code

Enter Quantity

[More panel configurations on Page 2 >](#)

User Interface - SENCIA

Custom configuration order form

SSR-6SB-6SB-B

6 single height buttons in column 1 and 6 single height buttons in column 2.

Enter Plate Finish Code

Enter Quantity

SRR-5SB-RL-6SB-B

5 single height buttons with half width raise and lower buttons in column 1 and 6 single height buttons in column 2.

Enter Plate Finish Code

Enter Quantity

SRR-6SB-5SB-RL-B

6 single height buttons in column 1 and 5 single height buttons with half width raise and lower buttons in column 2.

Enter Plate Finish Code

Enter Quantity

SRR-5SB-RL-5SB-RL-B

5 single height buttons with half width raise and lower buttons in column 1 and 5 single height buttons with half width raise and lower buttons in column 2.

Enter Plate Finish Code

Enter Quantity

SRR-5SB-RL-3MB-B

5 single height buttons with half width raise and lower buttons in column 1 and 3 double height buttons in column 2.

Enter Plate Finish Code

Enter Quantity

SSR-2LB-2LB-B

2 triple height buttons in column 1 and 2 triple height buttons in column 2.

Enter Plate Finish Code

Enter Quantity

Please send completed form via email to: customerserviceCC@Eaton.com