

Custom REVIO

User
Interfaces

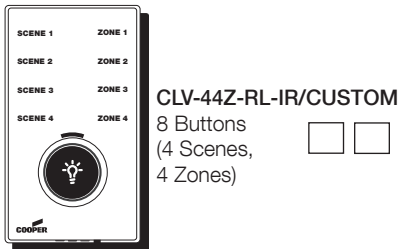
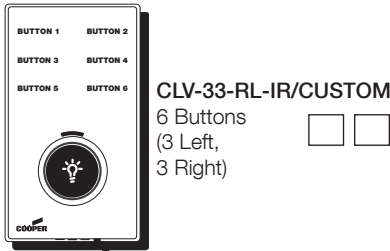
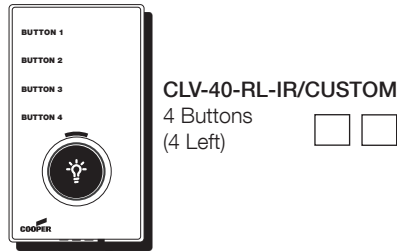
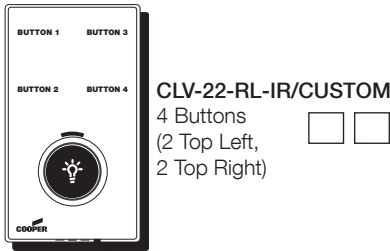
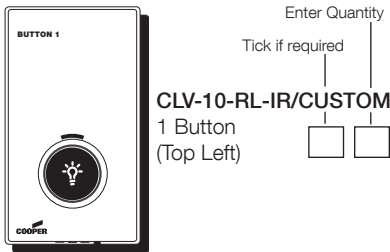
Revio control panel custom insert order form.

Name: _____ Company: _____
 Project Name: _____ Address: _____
 Telephone Number: _____
 Fax Number: _____ Completed By: _____
 Email Address: _____ Date: _____

1 Select your colour: White (W) Black (B) Gray (G) Ivory (V)
 (choose only one)

2 Select your button configuration: (choose only one)

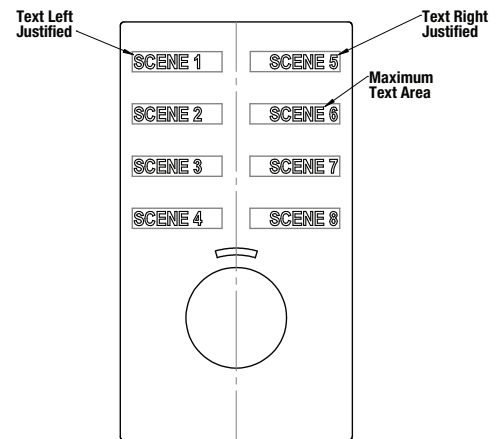
Each button includes an illuminated indicator to clearly identify the status of the lights.



3 Select your desired engraving:

First Letters Capitalised, Arial Narrow Bold Font, 10 characters, 12pt font size (default) Consult iLight for other configurations.

LIMITED TO (1) LINE OF ENGRAVING PER BUTTON



Button 1

Button 2

Button 3

Button 4

Button 5

Button 6

Button 7

Button 8

CHARGES APPLY TO ALL CUSTOM LABEL INSERT ORDERS

SOP ref. For internal office use.

Please note: When ordering different button configurations and/or different custom lettering, separate forms will need to be used.

Cooper Controls, Usk House, Lakeside,
Cwmbran, Gwent, NP44 3HD. UK
T: +44 (0)1633 838088 F: +44 (0)1633 867880
E: customerservice@coopercontrols.co.uk
www.coopercontrol.com

Please click **SUBMIT** button to confirm your order.
Submitting this form will automatically attach the file to
an email to: customerservice@coopercontrols.co.uk
If this does not happen, please save the document,
attach it to an email and send it manually.

SUBMIT