

Custom INEO

User
Interfaces

Ineo control panel custom order form.

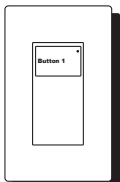
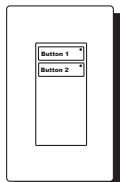
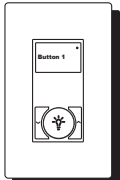
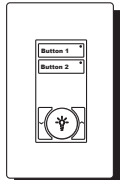
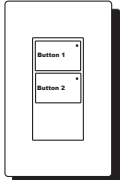
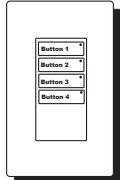
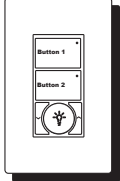
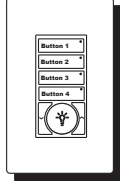
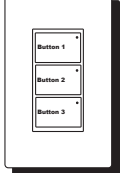
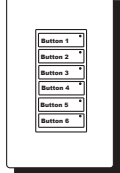
Name: _____ Company: _____
 Project Name: _____ Address: _____
 Telephone Number: _____
 Fax Number: _____ Completed By: _____
 Email Address: _____ Date: _____

1 Select your colour: (choose only one) White (W) Black (B) Ivory (V)

These commercial grade control panels are designed to match with standard wallplates, receptacles and accessories.

2 Select your button configuration: (choose only one)

Each button includes an illuminated indicator to clearly identify the status of the lights.

<div style="text-align: center; margin-bottom: 5px;">Enter Quantity</div> <div style="display: flex; justify-content: space-between;"> <div style="text-align: center;">  <p>CLS-1-TLB-IR/CUSTOM 1 Large button</p> </div> <div style="text-align: center;"> <input type="checkbox"/> <input type="checkbox"/> </div> </div>	<div style="text-align: center; margin-bottom: 5px;">Enter Quantity</div> <div style="display: flex; justify-content: space-between;"> <div style="text-align: center;">  <p>CLS-2-TSB-IR/CUSTOM 2 Small buttons</p> </div> <div style="text-align: center;"> <input type="checkbox"/> <input type="checkbox"/> </div> </div>
<div style="text-align: center; margin-bottom: 5px;">Tick if required</div> <div style="display: flex; justify-content: space-between;"> <div style="text-align: center;">  <p>CLS-1-TLB-RL-IR/CUSTOM 1 Large button Raise & Lower On / Off</p> </div> <div style="text-align: center;"> <input type="checkbox"/> <input type="checkbox"/> </div> </div>	<div style="text-align: center; margin-bottom: 5px;">Tick if required</div> <div style="display: flex; justify-content: space-between;"> <div style="text-align: center;">  <p>CLS-2-TSB-RL-IR/CUSTOM 2 Small buttons Raise & Lower On / Off</p> </div> <div style="text-align: center;"> <input type="checkbox"/> <input type="checkbox"/> </div> </div>
<div style="display: flex; justify-content: space-between;"> <div style="text-align: center;">  <p>CLS-2-TLB-IR/CUSTOM 2 Large buttons</p> </div> <div style="text-align: center;"> <input type="checkbox"/> <input type="checkbox"/> </div> </div>	<div style="display: flex; justify-content: space-between;"> <div style="text-align: center;">  <p>CLS-4-TSB-IR/CUSTOM 4 Small buttons</p> </div> <div style="text-align: center;"> <input type="checkbox"/> <input type="checkbox"/> </div> </div>
<div style="display: flex; justify-content: space-between;"> <div style="text-align: center;">  <p>CLS-2-TLB-RL-IR/CUSTOM 2 Large buttons Raise & Lower On / Off</p> </div> <div style="text-align: center;"> <input type="checkbox"/> <input type="checkbox"/> </div> </div>	<div style="display: flex; justify-content: space-between;"> <div style="text-align: center;">  <p>CLS-4-TSB-RL-IR/CUSTOM 4 Small buttons Raise & Lower On / Off</p> </div> <div style="text-align: center;"> <input type="checkbox"/> <input type="checkbox"/> </div> </div>
<div style="display: flex; justify-content: space-between;"> <div style="text-align: center;">  <p>CLS-3-TLB-IR/CUSTOM 3 Large buttons</p> </div> <div style="text-align: center;"> <input type="checkbox"/> <input type="checkbox"/> </div> </div>	<div style="display: flex; justify-content: space-between;"> <div style="text-align: center;">  <p>CLS-6-TSB-IR/CUSTOM 6 Small buttons</p> </div> <div style="text-align: center;"> <input type="checkbox"/> <input type="checkbox"/> </div> </div>

3 Select your desired engraving: (choose only one) Tick if required

First Letters Capitalised, Arial Font, 11 characters, 13pt font size (default)

Sample 1: Small Button **LIMITED TO (1) LINE OF ENGRAVING PER BUTTON**



Sample 2: Large Button **LIMITED TO (2) LINES OF ENGRAVING PER BUTTON**



Button 1

Button 2

Button 3

Button 4

Button 5

Button 6

Buttons 4, 5 & 6 only apply when using a small button arrangement

SOP ref. For internal office use.

Please note: When ordering different button configurations and/or different custom lettering, separate forms will need to be used. Charges apply to all custom button orders.

Cooper Controls, Usk House, Lakeside,
 Cwmbran, Gwent, NP44 3HD. UK
 T: +44 (0)1633 838088 F: +44 (0)1633 867880
 E: customerservice@coopercontrols.co.uk
 www.coopercontrol.com

Please click **SUBMIT** button to confirm your order.
 Submitting this form will automatically attach the file to
 an email to: customerservice@coopercontrols.co.uk
 If this does not happen, please save the document,
 attach it to an email and send it manually.

SUBMIT